

# Equine Equipment

11<sup>th</sup> edition







## 11<sup>th</sup> Edition

We are pleased to launch our new equine catalogue containing our complete range of equine products – a range which has been modernised and expanded over the years.

Eighteen years ago, we introduced our first equine equipment catalogue, and demands for this catalogue along with the progress of equine products in general have created a need for this new updated edition.

Progress has also brought on changes within KRUUSE, and during the past couple of years, we have made the equine area a priority by putting together a team of equine specialists. This specialist team is led by our own equine product manager, Mr Henrik H. Pedersen, and our progress within the expanding equine area now caters for the Equine Veterinarian to a greater extent.

All our equine products are carefully selected, and we offer you the most modern and updated range of equipment required by equine veterinarians in their daily work.

Products are often developed in close co-operation with leading specialists, who have been successful within their own field of expertise.

For more information about KRUUSE's equine products as well as additional veterinary products and services on offer, please see [www.kruise.com](http://www.kruise.com) or contact us at [info@kruise.com](mailto:info@kruise.com).

We hope that you will enjoy looking through this catalogue, and should you come up with new ideas in terms of product development please do not hesitate to contact us. Perhaps together – we can help shape the future needs of the contemporary Equine Veterinarian worldwide.

JØRGEN KRUUSE A/S

A handwritten signature in black ink, appearing to read 'Jesper Smith'.

Jesper Smith  
CEO

# New products



Wound Flushing  
165050 Page 7



KRUUSE, Foam Dressing  
165030 Page 9



KRUUSE, Hydrogel  
165020 Page 9



KRUUSE, EquiPadding  
165070 Page 11



KRUUSE, Fixation Bandage  
160160 Page 11



KRUUSE, Frontal Bandaging  
165214 Page 11



Suture  
Page 24



KRUUSE, Venocan PLUS IV Catheter  
121906 Page 35



Oster, Clipper  
273243 Page 44



EQUIVET, Millennium Speculum  
210240 Page 54



EQUIVET, PowerDent Unit  
248200 Page 75



EQUIVET, MagFloats Pistolrip  
248011 Page 64



EQUIVET, Molar Extractor Forceps  
248085 Page 68



EQUIVET, Molar Separator  
248087 Page 68



EQUIVET, X-Ray translucent head section  
281604 Page 73



EQUIVET, Arthroscopy Set  
281634 Page 75



EQUIVET, Bilateral Extremity Set  
281636 Page 75



EQUIVET, Extremity Set  
281635 Page 75



EQUIVET, Laparoscopy Set  
281632 Page 75



EQUIVET, Laparotomy Set  
281633 Page 75



Camera Drape  
281649 Page 76



EQUIVET, Colic Gown  
281640 Page 76



Stapler  
152129 Page 76



Stent Bandage  
165060 Page 77



Post Colic Surgery Kit  
165209 Page 78



Recovery Bandaging  
165203 Page 78



Scrotum Strap  
165320 Page 78



Portable X-Ray unit with battery  
283043 Page 88



Bluetooth Hub, Televet  
291304 Page 91



Mobile Gateway Kit  
291305 Page 91



Electrode Support, Televet  
165237 Page 92



Videomed DocuCenter  
291157 Page 96



Videomed Endoscopes  
291160 Page 96



Videomed Overground Scope  
291150 Page 96



v-Scope  
291191 Page 98



Shockwave, VersaTron  
996824 Page 102



KRUUSE, Eye Mask  
165219 Page 106



KRUTEX, Surgical Gloves,  
Polyisoprene, Latex-free, sterile  
260951 Page 114



KRUTEX, Examination Gloves,  
Sonosleeve  
260706 Page 116



Vaginal Plexi Speculum  
291000 Page 119



KRUUSE, Insemination Catheter  
230830 Page 123



## Table of Contents

Wound management	6-17	01
Suture	19-32	02
Disinfectants	33	03
Needles & Syringes	34-35	04
Fluid Therapy and Blood Transfusion	36-19	05
Stomach Tubes etc.	40-42	06
Clippers	43-45	07
Hoof Equipment	46-51	08
Dental	53-70	09
Surgery, Anaesthesia and Monitors	71-86	10
Castration	87	11
X-ray	88-89	12
Cardiology	90-92	13
Respiratory	93-95	14
Endoscopy	96-99	15
Therapy Laser	100-101	16
Shockwave	102-103	17
Ophthalmology	104-106	18
Miscellaneous Equipment	107-112	19
Gloves	113-117	20
Reproduction Equipment	118-130	21
Index	131-134	22

## KRUUSE Equine Equipment



“Progress in practical and economical wound management does not happen very often. However, every now and again there is a simple straightforward, practical and economical invention that improves the outlook significantly.

The KRUUSE Lavage system is physiologically sound and very well constructed. It provides the busy practitioner with an easy way of maximising chances of a rapid healing process without the need for tedious and tissue destructive methods.

You can avoid the use of chemicals and you can improve your overall success rates with this equipment. This simple system will certainly enhance your reputation for wound management and you will find that you get better results!

I cannot recommend this piece of equipment highly enough – every practice should have several of these available at all times!”

*Professor Derek C Knottenbelt OBE, BVM&S, DVM&S, DipECEIM, MRCVS  
Recognised RCVS and European Specialist in Equine Internal Medicine*

The first steps in traumatic wound management should be directed towards reduction of the bacterial contamination and the removal of foreign bodies and devitalized tissue. Ideally bacterial contamination should be below  $10^5$  bacteria/gram of tissue.

The importance of irrigation / lavage of the acute wound cannot be overstated. It is widely accepted that irrigation with a physiologically neutral warm solution is the preferred method of wound cleansing; it enhances wound healing and supports the natural repair whilst also reducing the complications that may inhibit healing significantly. The presence of foreign bodies and bacteria can be minimised by using the correct lavage system; it has significant advantages over traditional methods of mechanical swabbing of wounds with the associated risk of rubbing debris and bacteria into the wound bed.

Wound irrigation gently but effectively removes loose debris and exudate from the wound surface and creates a local environment that is conducive to healing.

Along with the physiological computability of the solution the **PRESSURE** of the lavage and the **VOLUME** of fluid used are the most important aspects of wound irrigation. Irrigation may be gentle or vigorous, depending upon the desired outcome and the extent and type of debris and the stage of wound healing. *Optimal irrigation pressure needs to be achieved while minimising tissue trauma.*

Pressures between 0.5 – 0.8 bar (8-12 PSI / 55-88Kpa) are recognized as a standard that creates enough pressure to dislodge debris and bacteria without driving contaminants further into the wound. A pressure of 0.5 bar (8psi) appears to be effective in cleansing wound debris. Too low a pressure is ineffective and serves only to moisten the wound and the surrounding area.

A high volume of solution is advantageous and as a general guide should be provided at a rate of at least 100ml per cm of the longest part of the wound. When the pressure and physiological solution are correct, the volume of lavage fluid is the most significant factor in producing an effective lavage – the greater the volume the better the effect. Warm physiological solutions are better than cold!

Historically lavage in veterinary medicine involved the driving of sterile saline solution through a syringe with a 19-20 gauge needle. This method results in very variable pressure and poor volume usage. It is hard work and involves physical effort particularly when it is used on large or heavily contaminated wounds.





## KRUUSE Wound Flushing Unit

Cat. No Pk. size

The KRUUSE wound lavage system facilitates optimal wound care at an affordable price: effective wound irrigation is ensured by the use of 3 l. of body temperature isotonic fluid delivered at the correct pressure. KRUUSE is the first company to develop a dedicated veterinary Wound Flushing Unit with a documented and stabilized pressure of 0.82 bar (12 psi).

The flushing unit delivers 3 l. of fluid in less than 5 minutes

KRUUSE Wound Flushing Unit 165050 1



## KRUUSE Wound Flushing Solution, 10 sachets

Cat. No Pk. size

The KRUUSE Wound Flushing Solution sachet contains the correct amount of electrolyte to add to produce 3 l. of body temperature Lactated Ringers solution.

The sachet also includes 0.04% Polyhexanide (PHMB) as a preservative. This solution is ideal for professional wound lavage in a busy surgical or single handed field setting.

KRUUSE Wound Flushing Solution, 10 sachets 165051 1

### One sachet contains 30,051 g powder consisting of:

Sodium	8.964 g
Chloride	11.591 g
Lactate	7.482 g
Potassium	0.470 g
Calcium	0.181 g
PHMP	1.200 g
Water	0.163 g

## PROTOCOL FOR WOUND PREPARATION

1. Evaluate the wound
2. Flush the wound site gently at low pressure to remove gross contamination
3. Fill the wound with KRUUSE HydroGel
4. Clip hair around the wound
  - a. Clipping hair is preferable to shaving which can cause local skin microabscessation
  - b. The hair falls harmlessly onto the KRUUSE HydroGel without further contaminating the wound bed
5. Flush the area around the wound to remove any further contamination
6. Lavage the wound site with the KRUUSE Wound Flushing Unit using body temperature KRUUSE Wound Flushing Solution – this removes the contaminated HydroGel and any other contaminant, leaving a clean wound bed ready for reconstruction and / or dressing. The principles of physiological wound preparation are fulfilled.





## Manuka ND

Cat. No Pk. size

Honey impregnated non-adherent dressing  
 Primary wound dressing  
 100% Leptospermum scoparium honey from New Zealand impregnated into acetate gauze.  
 The dressing promotes a moist wound environment.

Indications:

- Traumatic and contaminated wounds
- Sloughy wounds
- Superficial and partial thickness burns
- Pressure sores
- Surgical wounds

The KRUUSE Manuka roll is a unique product ideal for large vertical wounds. Example: Equine forelimb

Manuka ND 5x5 cm Non-adherent Dressing, 10/pk, sterile	165000	20
Manuka ND 10x12,5 cm Non-adherent Dressing, 10/pk, sterile	165001	20
Manuka ND 10x100 cm Non-adherent Dressing, 1 roll, sterile	165002	8



## Manuka AD

Cat. No Pk. size

Honey impregnated absorbent dressing  
 For moderate to heavy exuding wounds  
 100% Leptospermum scoparium honey from New Zealand impregnated into a pad of super absorbent polymers.  
 The dressing maintains a moist wound environment.

Indications:

- Traumatic and contaminated wounds
- Sloughy wounds
- Superficial and partial thickness burns
- Cavity wounds
- Pressure sores
- Surgical wounds

KRUUSE Manuka roll is a unique product ideal for large vertical wounds. Example: Equine forelimb

Manuka AD 5x5 cm Absorbent Dressing, 10/pk, sterile	165005	20
Manuka AD 10x12,5 cm Absorbent Dressing, 10/pk, sterile	165006	20
Manuka AD 10x100 cm Absorbent Dressing, 1 roll, sterile	165007	18



## Manuka G

Cat. No Pk. size

Sterile honey wound dressing  
 100% Leptospermum scoparium honey from New Zealand  
 May be used to add honey directly to the wound and provide a moist wound environment.

Indications:

- Traumatic and contaminated wounds including minor abrasions and lacerations
- Sloughy wounds
- Superficial and partial thickness burns
- Cavity wounds
- Pressure sores
- Surgical wounds

Manuka G 15 g gel x 10, sterile	165010	12
---------------------------------	--------	----





## KRUUSE HydroGel

Cat. No Pk. size

A clear amorphous hydrogel containing a Carboxymethyl cellulose polymer, propylene glycol and water. Added 0,04% Polyhexanide.

**Key Functions:**

- As part of the wound preparation
- Loosens and absorbs slough and exudate
- Not runny
- Contains 0,04% Polyhexanide (PHMB) as a preservative
- Sterile

Comes in box of 10 x 15 G

KRUUSE HydroGel with 0.04% Polyhexanide 165020 18



## KRUUSE Foam Dressing

Cat. No Pk. size

A 4.5 mm non-adhesive PU (polyurethane) foam dressing with one side covered with a thin PU film which provide a bacterial barrier.

**Key Functions:**

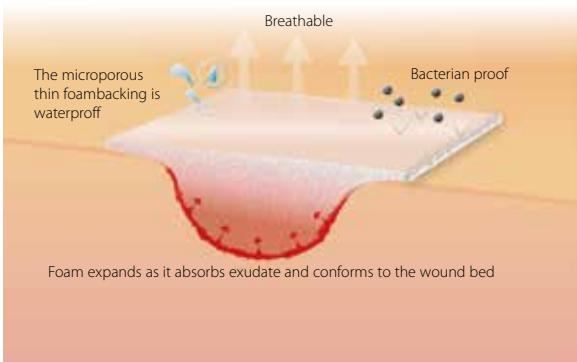
- Highly absorbent wound dressing
- Non-adherent
- Conforms to the wound bed

KRUUSE Foam Dressing, 5 x 5 cm, 10/pk 165030 10

KRUUSE Foam Dressing, 10 x 10 cm, 10/pk 165031 10

KRUUSE Foam Dressing, 15 x 15 cm, 5/pk 165032 10

KRUUSE Foam Dressing, 10 x 20 cm, 10/pk 165033 5



## KRUUSE Steri-Protect

Cat. No Pk. size

Sterile veterinary dressing. Excellent absorbency. Free from added chemicals. Size of dressing: 20 x 40 cm

**How to use:**

**Hot Dressing:**

Boiled water is placed in a shallow container and cooled to 37°C. Cut the dressing to the size and shape required and place in the water. When saturated, remove from the water and squeeze out excess liquid. Place over the affected area with the shiny side away from the skin. Secure with a bandage.

**Cold Dressing:**

Soak the dressing in boiled water as described above, and let the dressing cool completely. Apply to affected area. The dressing can also be chilled in the refrigerator and kept in the bag.

**Dry Dressing:**

Apply to the affected area and secure with a bandage. Avoid applying the bandage too tightly. Always apply with shiny side away from the skin.

Steri-Protect, vet. poultice dressing, display box of 10 units 160700 1



## KRUUSE Soft-flex cohesive

Cat. No Pk. size

KRUUSE Soft-flex is a white 5mm thick bandage made of self-adhesive PU foam. It is soft, light weight and comfortable to users

- KRUUSE Soft-flex cohesive is:
- Air permeable
- Skin-friendly
- Non-slip, therefore ideal for dressings
- With back releasing paper through the whole roll
- Self-adhesive, non-sticky to hair or skin

KRUUSE Soft-flex cohesive can be used for:

- Fixation of dressings
- Support of sprains and fractures

LATEX adhesive on both sides of foam, can therefore be applied on wet surface. No adhesive residue upon removal

Soft-Flex Cohesive, 5 cm x 2,5 m	160966	80
Soft-Flex Cohesive, 10 cm x 2,5 m	160967	48
Soft-Flex Cohesive, 15 cm x 2,5 m	160968	32



## KRUUSE Soft-flex adhesive

Cat. No Pk. size

KRUUSE Soft-flex is a white 5mm thick bandage made of PU foam with a strong adhesive. It is soft, light weight and comfortable to users

KRUUSE Soft-flex adhesive is:

- Air permeable
- Skin-friendly
- Non-slip, therefore ideal for dressings
- With back releasing paper through the whole roll
- No adhesive residue upon removal

KRUUSE Soft-flex adhesive can be used for:

- Fixation of dressings

KRUUSE Soft-flex adhesive, 5 cm x 2,5 m	160963	80
KRUUSE Soft-flex adhesive, 10 cm x 2,5 m	160964	48
KRUUSE Soft-flex adhesive, 15 cm x 2,5 m	160965	32



## Absorbant Cotton Wool

Cat. No Pk. size

Absorbent cotton wool tightly rolled, 25 cm, 1 kg

161729 12

High Quality Cotton Wool, Ideal for Robert Jones, 35 cm, 1 kg

161730 6

High Quality Cotton Wool, 15 cm, 300 g

160133 1



## Tendersorb

Cat. No Pk. size

Tendersorb 13.5 x 23 cm, non-sterile, 48/pk

160313 1



## KRUUSE EquiPadding

Cat. No Pk. size

High quality, gauze covered medical absorbent cotton wool for protection and wound management. Medical bleached absorbent cotton wool with fiber length 2-2.5 cm covered with gauze threads 18 x 26 per inch<sup>2</sup>

### Gentle support

Lower limb protection  
Support for tendons and joints

### Good heat insulation

Keeps tendons and muscles warm

### Wound padding

Gives superior protection to wounds whether they are dry, discharging or infected  
Standard wound care and management principles should always be applied  
Can be sterilized

### Easy to use

Can be cut into the exact size and shape required  
Secure with a support bandage or an elastic dressing  
Avoid overlapping as this could result in pressure points.  
Where pressure points such as the knee are at risk a "comfort" hole should be made.

KRUUSE EquiPadding 15 cm x 3.5 m, 275 g	165070	12
KRUUSE EquiPadding 30 cm x 3.2 m, 500 g	165071	12
KRUUSE EquiPadding 45 cm x 2,3 m, 500 g	165072	12



## KRUUSE Fixation Bandage

Cat. No Pk. size

KRUUSE elastic gauze bandage, 8 cm x 4 m, 20/pk

160160 1

## KRUUSE Frontal Bandaging

Cat. No Pk. size

Combination of 3-dimensional elastic tissue with large adjustable areas of foam. This bandage is indispensable when covering wounds and cuts in places difficult to bandage.  
Standard length of front limb sleeve 22 cm.



KRUUSE Foal Frontal Bandaging , size S	165212	1
KRUUSE Foal Frontal Bandaging , size M	165213	1
KRUUSE Equine Frontal Bandaging , size S	165214	1
KRUUSE Equine Frontal Bandaging , size M	165215	1
KRUUSE Equine Frontal Bandaging , size L	165216	1



**KRUUSE Power Vet-Flex**

Cat. No Pk. size

POWER VET-FLEX is based on a technology that gives superior strength, high abrasion resistance and outstanding support for tendons and ligaments. Easy torn by hand, excellent cohesion and comfort qualify this product.

KRUUSE Power Vet-Flex 7.5 cm x 4.5 m, red, 10/pk	160785	1
KRUUSE Power Vet-Flex 7.5 cm x 4.5 m, black, 10/pk	160786	1
KRUUSE Power Vet-Flex 10 cm x 4.5 m, white, 10/pk	160790	1
KRUUSE Power Vet-Flex 10 cm x 4.5 m, red, 10/pk	160791	1
KRUUSE Power Vet-Flex 10 cm x 4.5 m, blue, 10/pk	160792	1
KRUUSE Power Vet-Flex 10 cm x 4.5 m, green, 10/pk	160793	1
KRUUSE Power Vet-Flex 10 cm x 4.5 m, black, 10/pk	160794	1

**KRUUSE Vet-Flex**

Cat. No Pk. size

High quality, self-adhesive and flexible bandage. Easily torn by hand for quick finishing  
 Completely self-adhesive, needs no other way of fastening  
 Does not stick to the hair of the animal  
 Great strength, durability and elasticity  
 Comfortable, lightweight and breathable bandage  
 Controlled compression – will not constrict  
 Easy to remove with scissors



KRUUSE Vet-Flex 7.5 cm x 4.5 m, green, 10/pk	160731	10
KRUUSE Vet-Flex 7.5 cm x 4.5 m, white, 10/pk	160732	10
KRUUSE Vet-Flex 10 cm x 4.5 m, white, 10/pk	160733	10
KRUUSE Vet-Flex 10 cm x 4.5 m, red, 10/pk	160734	10
KRUUSE Vet-Flex 10 cm x 4.5 m, blue, 10/pk	160735	10
KRUUSE Vet-Flex 10 cm x 4.5 m, green, 10/pk	160736	10
KRUUSE Vet-Flex 10 cm x 4.5 m, yellow, 10/pk	160737	10
KRUUSE Vet-Flex 10 cm x 4.5 m, black, 10/pk	160738	10
KRUUSE Vet-Flex 10 cm x 4.5 m, assorted neon colours, 10/pk	160739	10

**VALUELINE Flexible Bandages**

Cat. No Pk. size

This range of flexible bandages gives you a chance to choose a self-adhesive and comfortable bandage at a favourable price. Hand tear. No scissors needed. Suitable for all types of animals.



VALUELINE self-adhesive flex bandage, 7.5 cm x 4.5 m, white, 10/pk	164100	16
VALUELINE self-adhesive flex bandage, 7.5 cm x 4.5 m, green, 10/pk	164120	16
VALUELINE self-adhesive flex bandage, 10 cm x 4.5 m, white, 10/pk	164200	12
VALUELINE self-adhesive flex bandage, 10 cm x 4.5 m, red, 10/pk	164210	12
VALUELINE self-adhesive flex bandage, 10 cm x 4.5 m, green, 10/pk	164220	12
VALUELINE self-adhesive flex bandage, 10 cm x 4.5 m, blue, 10/pk	164230	12
VALUELINE self-adhesive flex bandage, 10 cm x 4.5 m, black, 10/pk	164240	12



## KRUUSE Vet-Plast

Elastic adhesive bandage. An efficient adhesive bandage of white cohesive elastic cotton with red guideline along centre of width. Completely selfadhesive with superior elasticity. Porous-provides excellent ventilation. Reverse winding so outside is adhesive to ease application.

	Cat. No	Pk. size
KRUUSE Vet-Plast, 5 cm x 4.5 m, 10/pk	161821	1
KRUUSE Vet-Plast, 7.5 cm x 4.5 m, 10/pk	161831	1
KRUUSE Vet-Plast, 10 cm x 4.5 m, 10/pk	161836	1

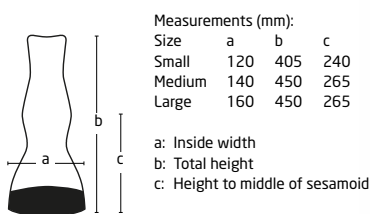


## BUSTER Tubular Bandage

This bandage is easy to change. Provides air flow to aid healing. Custom fit for difficult-to-bandage areas (on the limbs). No tape needed to secure bandage. Firm, but comfortable pressure aids acceptance by the patient. Does not unwind when damaged or torn by the pet.



	Cat. No	Pk. size
BUSTER Tubular Stretch Bandage, white, 3.8 cm x 6.5 m	160482	1
BUSTER Tubular Stretch Bandage, white, 5 cm x 6.5 m	160483	1
BUSTER Tubular Stretch Bandage, white, 7.5 cm x 6.5 m	160484	1
BUSTER Tubular Stretch Bandage, white, 8.8 cm x 6.5 m	160485	1



## EQUIVET Monkey Splint

It is well known that the sooner the horse with severe leg injuries is immobilized, the greater is the probability that the horse will return successfully to its former use. The splint is made of 5 mm ABS plastic, conferring great strength and providing excellent support for distal limb injuries. The lower portion of the splint includes a block wedge designed to elevate and support the back of the hoof. In conjunction with the moulded dorsal portion of the splint, the wedge removes strain from the digital flexor tendons and immobilizes completely the distal joints of the limb. Indications for the splint include the treatment of severe tendon injuries, lacerations and the immobilisation of distal limb fractures. The splint offers rapid and efficient support for transportation to the hospital or clinic. Should be standard equipment in all equine veterinary practices. The material is fully radiolucent and is unaffected by water, blood and disinfectant solutions. The Monkey Splints are ready for use incl. bandage kit (160570 contains a compress and gauze bandage).

	Cat. No	Pk. size
Monkey Splint 120, Small	160561	1
Monkey Splint 140, Medium	160560	1
Monkey Splint 160, Large	160555	1
Monkey Splint bandage kit	160570	1



## Synthetic Cotton Wool

Cat. No Pk. size

Great for cast padding and for protecting bony protuberances.

Soffban cottonwool, 7.5 cm x 2,7 m, 12/pk	169012	1
Soffban cottonwool, 10 cm x 2.7 m, 12/pk	169013	1
Soffban cottonwool, 15 cm x 2,7 m, 12/pk	169014	8
Soffban cottonwool, 20 cm x 2,7 m, 6/pk	169015	1



## Vet-Lite

Cat. No Pk. size

Ventilated white thermoplastic mesh splinting and casting material. Light weight and very strong. When heated in hot water it turns into a soft malleable material that can be shaped into any configuration. Hardens as it cools. Re-shaping may easily be achieved by using a heat gun or by softening again in hot water. X-ray translucent.

Vet-lite bandage 5 cm x 1.6 m	160610	20
Vet-lite bandage 7.5 cm x 1.6 m	160620	20
Vet-lite bandage 10 cm x 1.6 m	160630	10
Vet-lite bandage 15 cm x 1.6 m	160640	10



## KRUUSE Gauze-Swabs

Cat. No Pk. size

100% cotton. Absorbent, type 17 (17 threads per inch).

KRUUSE gauze swabs non-sterile, 5 x 5 cm, 8 ply, 100/pk	160120	100
KRUUSE gauze swabs non-sterile, 7.5 x 7.5 cm, 8 ply, 100/pk	160121	100
KRUUSE gauze swabs non-sterile, 10 x 10 cm, 8 ply, 100/pk	160123	100
KRUUSE gauze swabs non-sterile, 10 x 10 cm, 16 ply, 100/pk	160125	50
Sterile compresses 7 x 10 cm, 8 ply, 150/pk (30 x 5)	160020	5
Sterile compresses 10 x 20 cm, 12 ply, 100/pk (20 x 5)	160021	5

## KRUUSE Non-Woven Swabs

Cat. No Pk. size

Absorbent. 40 g/m<sup>2</sup>.



Mefra gauze swabs, non-woven, non-sterile, 7.5 x 7.5 cm, 100/pk	169151	50
Mefra gauze swabs, non-woven, non-sterile, 10 x 10 cm, 100/pk	169152	1
Mefra gauze swabs, non-woven, non-sterile, 10 x 20 cm, 50/pk	169153	1



## KRUUSE Wound Plast Spray with Tar

Cat. No Pk. size

Sterile wound plaster spray. Transparent, water-resistant protective film with tar. Fly-repelling. Environmentally friendly. No CFC's.

KRUUSE Wound Plast Spray with Tar, 200 ml

161020 12



## BOVIVET Skin Protection Ointment

Cat. No Pk. size

Zinc oxide ointment spray. Protects against sepsis, sweat, urine, water and other harmful effects on the skin. Environmentally friendly. No CFC's.

BOVIVET Ointment Spray 200 ml skin protection ointment

161100 12



## KRUUSE Wound Plast Spray

Cat. No Pk. size

Sterile wound plaster spray. Transparent, water-resistant protective film without tar. Environmentally friendly. No CFC's.

KRUUSE wound plast spray 200 ml

161010 12



## Aluminium Wound Spray

Cat. No Pk. size

An astringent and antibacterial spray. Acts as a wound plaster, which allows the wound to breathe and at the same time keeps the wound clean. For external use on animals only. Contains micronized aluminium. Apply to affected area 1-2 times daily.

Aluminium wound spray 200 ml

161035 12



## KRUSAN Zink Ointment

Cat. No Pk. size

Water-repellent unscented protective ointment. Immediately after application, KRUSAN zinc ointment forms an oil film, which protects the skin against water, sweat, urine, faeces and other secretions.

KRUSAN zinc ointment 200 ml

325076 24





















## Blue Spray

Cat. No Pk. size









Blue-Spray, aerosol, 200 ml

161080 12

# KRUUSE Wound Chart for Equines

	Objectives of managements	Dry 
<p>Acute/traumatic</p> 	<p>Evaluate the wound. Clean the wound using KRUUSE wound lavage system. Dress and bandage the wound according to evaluation.</p>	
<p>Necrotic</p> 	<p>Debride the necrotic tissue and lavage. Protect wound margins and surrounding skin from exudate.</p>	 KRUUSE KRUUSE KRUUSE   KRUUSE Steri-   KRUUSE KRUUSE KRUUSE KRUUSE
<p>Sloughy</p> 	<p>Debride devitalised tissue and lavage. Protect wound margins and surrounding skin from exudate.</p>	 KRUUSE KRUUSE KRUUSE   KRUUSE Steri-   KRUUSE KRUUSE KRUUSE KRUUSE
<p>Granulating</p> 	<p>Maintain a moist environment and protect new healthy granulation from damage between dressing changes.</p>	 KRUUSE KRUUSE KRUUSE   KRUUSE   KRUUSE KRUUSE KRUUSE KRUUSE
<p>Epithelialising</p> 	<p>Maintain a clean environment and protect from unnecessary trauma.</p>	 KRUUSE   KRUUSE   KRUUSE KRUUSE KRUUSE



	Moderate exudating 	Heavily exudating 
Manuka G Manuka ND HydroGel	 KRUUSE Manuka G KRUUSE Manuka AD KRUUSE HydroGel	 KRUUSE Manuka G KRUUSE Manuka AD
Foam Protect	 KRUUSE Foam Steri-Protect	 KRUUSE Foam Steri-Protect
Vet-Plast Flex Bandages Soft-Flex Tubular Bandages	 KRUUSE Vet-Plast KRUUSE Flex Bandages KRUUSE Soft-Flex KRUUSE Tubular Bandages	 KRUUSE Vet-Plast KRUUSE Flex Bandages KRUUSE Soft-Flex KRUUSE Tubular Bandages
Manuka G Manuka ND HydroGel	 KRUUSE Manuka G KRUUSE Manuka AD KRUUSE HydroGel	 KRUUSE Manuka G KRUUSE Manuka AD
Foam Protect	 KRUUSE Foam Steri-Protect	 KRUUSE Foam
Vet-Plast Flex Bandages Soft-Flex Tubular Bandages	 KRUUSE Vet-Plast KRUUSE Flex Bandages KRUUSE Soft-Flex KRUUSE Tubular Bandages	 KRUUSE Vet-Plast KRUUSE Flex Bandages KRUUSE Soft-Flex KRUUSE Tubular Bandages
Manuka G Manuka ND HydroGel	 KRUUSE Manuka G KRUUSE Manuka ND KRUUSE HydroGel	
Foam	 KRUUSE Foam	
Vet-Plast Flex Bandages Soft-Flex Tubular Bandages	 KRUUSE Vet-Plast KRUUSE Flex Bandages KRUUSE Soft-Flex KRUUSE Tubular Bandages	
HydroGel		
Foam		
Flex Bandages Soft-Flex Tubular Bandage		



# KRUUSE Equine Equipment



## KRUUSE sutures - new and improved quality

KRUUSE is proud to present our new and improved assortment of high quality sutures. We hope you will enjoy your suturing work with our new KRUUSE sutures.



### Suture Display Case

Cat. No Pk. size

We aim to make handling and usage of our KRUUSE sutures as user friendly as possible.

We have therefore designed a practical display for the KRUUSE sutures. The suture display has an attractive design that fits into most clinics and hospitals. It is intended to be used either as a table top rack or it can be wall mounted in your clinic. Mobile vets may choose to have the display in their practice vehicle.

Furthermore you have the possibility to expand the display in either height or length by adding another display section.

Please notice that we have designed the display with a slight protuberance/rise at the front. This ensures stable and accurate placement of the suture dispenser box during handling.

KRUUSE suture display, transparent	150901	1
KRUUSE suture display, white	150902	1



Cat. No 150902 - White

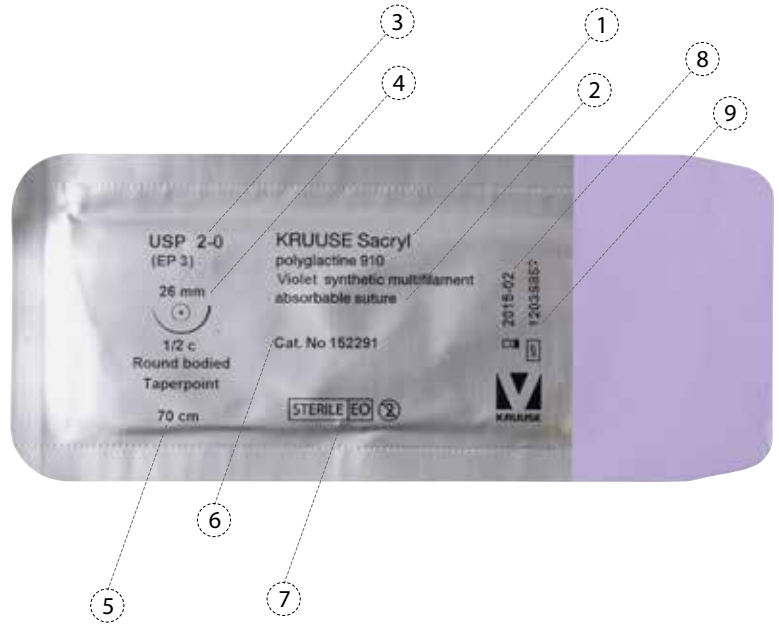


Cat. No 150901 - Transparent

Packaging

Package labelling

- 1) Product name
- 2) Chemical composition and suture description
- 3) Suture size
- 4) Needle characteristics
- 5) Suture length
- 6) Catalogue number
- 7) Sterilization method, (⊗) = do not re-sterilize and use again
- 8) Expiry date: year and month
- 9) Batch number
- 10) Box of 18 peel packs



## Peel Pack



User friendly dispensing of end opening peel packs



Easy to identify suture and needle



Easy opening of the peel pack



Sterile inner card with clear product information



Direct access to needle on the inner card



## Suture range for veterinary surgery

		Chemical composition	Physical features	Colour
<b>Absorbable sutures</b>				Undyed
	KRUUSE Catgut	Natural purified collagen	Multifilament with a monofilament appearance	Natural
	KRUUSE Monofast	Polyglycolide	Monofilament	Violet and undyed
	KRUUSE Sacryl	Polyglactine 910	Multifilament, coated	Violet and undyed
	KRUUSE Sacryl Plus, antibacterial	Polyglactine 910	Multifilament, coated	Violet and undyed
	KRUUSE PGA	Polyglycolic acid	Multifilament, coated	Violet
	KRUUSE Chromic Catgut	Chrome-treated natural purified collagen	Multifilament with a monofilament appearance	Natural
	KRUUSE PD-X	Polydioxanone	Monofilament	Violet

<b>Non-absorbable sutures</b>	KRUUSE Promilene	Polypropylene	Monofilament	Blue
	KRUUSE Supramid	Polyamide	Pseudo-monofilament	White and black
	KRUUSE Nylon	Polyamide	Monofilament	Blue
	Silk	Silk	Multifilament, braided and coated	Black
	Linen	Linen based on cellulose	Multifilament, braided and coated	Whitish brown

# KRUUSE Equine Equipment

Remaining tensile strength in % of strength at time of surgery					
1 week	2 weeks	3 weeks	4 weeks	Complete mass absorption	Packaging
50% (9 days)		0% (17-21 Days)		45 days	Peel pack
50 %				63 days	Cassette
60 %	25 %		0 %	90-120 days	Peel pack
	70 %	50 % (6-0 and larger) 40 % (7-0 and smaller)	25 %	56-63 days	Peel pack
	70 %	50 %	25 %	56-63 days	Peel pack
	65 %	35 %		60-90 days	Peel pack/cassette
	50 %			90 days	Peel pack/cassette
	75 %	60 %		180-210 days	Peel pack

	Peel pack
	Peel pack/cassette
	Peel pack
	Peel pack/cassette
	Cassette



**KRUUSE Sacryl Suture**

Cat. No Pk. size

KRUUSE Sacryl is a multifilament, coated, absorbable suture. The suture is absorbed by hydrolysis. It is composed of Polyglactin 910 (copolymer of 90% Glycolide and 10% L-lactide). The suture is coated with polycaprolactone and calcium stearate and the braided structure on the suture assures a good knot tying and makes the suture smooth and easy to work with.

Indications: Suitable for suture of subcutaneous tissue, fascia, joint capsules, uterus, GI-surgery, vascular and ophthalmic surgery. Each box comes in 18/pk.

USP 0, EP 0, 70 cm, needle: 30 mm, round bodied-taper-point, 1/2 circle	152281	1
USP 1, EP 4, 70 cm, needle: 36 mm, round bodied-taper-point, 1/2 circle	152287	1
USP 2-0, EP 3, 70 cm, needle: 26 mm, round bodied-taper-point, 1/2 circle	152291	1
USP 2-0, EP 3, 70 cm, needle: 36 mm, round bodied-taper-point, 1/2 circle	152293	1
USP 3-0, EP 2, 70 cm, needle: 22 mm, round bodied-taper-point, 1/2 circle	152298	1
USP 3-0, EP 2, 70 cm, needle: 26 mm, round bodied-taper-point, 1/2 circle	152299	1
USP 4-0, EP 1.5, 70 cm, needle: 24 mm, round bodied-taper-point, 1/2 circle	152305	1
USP 0, EP 3.5, 70 cm, needle: 30 mm, reverse cutting, 3/8 circle	152280	1
USP 0, EP 3.5, 70 cm, needle: 36 mm, reverse cutting, 1/2 circle	152283	1
USP 0, EP 3.5, 70 cm, needle: 40 mm, reverse cutting, 1/2 circle	152284	1
USP 0, EP 3.5, 70 cm, needle: 48 mm, reverse cutting, 1/2 circle	152285	1
USP 1, EP 4, 70 cm, needle: 36 mm, reverse cutting, 3/8 circle	152286	1
USP 1, EP 4, 70 cm, needle: 48 mm, reverse cutting, 1/2 circle	152288	1
USP 2, EP 5, 90 cm, needle: 48 mm, reverse cutting, 1/2 circle	152289	1
USP 2-0, EP 3, 70 cm, needle: 24 mm, reverse cutting, 3/8 circle	152290	1
USP 2-0, EP 3, 70 cm, needle: 30 mm, reverse cutting, 3/8 circle	152294	1
USP 2-0, EP 3, 70 cm, needle: 36 mm, reverse cutting, 1/2 circle	152295	1
USP 3-0, EP 2, 70 cm, needle: 24 mm, reverse cutting, 3/8 circle	152296	1
USP 3-0, EP 2, 70 cm, needle: 19 mm, reverse cutting, 3/8 circle	152297	1
USP 3-0, EP 2, 45 cm, needle: 19 mm, reverse cutting, 3/8 circle	152300	1
USP 3-0, EP 2, 70 cm, needle: 30 mm, reverse cutting, 3/8 circle	152301	1
USP 4-0, EP 1.5, 70 cm, needle: 19 mm, reverse cutting, 3/8 circle	152303	1
USP 4-0, EP 1.5, 70 cm, needle: 24 mm, reverse cutting, 3/8 circle	152304	1
USP 4-0, EP 1.5, 45 cm, needle: 36 mm, reverse cutting, 3/8 circle	152306	1
USP 5-0, EP 1, 45 cm, needle: 22 mm, reverse cutting, 3/8 circle	152308	1
USP 5-0, EP 1, 45 cm, needle: 19 mm, reverse cutting, 3/8 circle	152309	1
USP 5-0, EP 1, 45 cm, needle: 16 mm, reverse cutting, 3/8 circle	152310	1
USP 6-0, EP 0.7, 45 cm, needle: 22 mm, reverse cutting, 3/8 circle	152311	1
USP 6-0, EP 0.7, 70 cm, needle: 16 mm, reverse cutting, 3/8 circle	152312	1
USP 6-0, EP 0.7, 45 cm, needle: 13 mm, reverse cutting, 3/8 circle	152313	1
USP 8-0, EP 0.4, 30 cm, needle: 6.5 mm, micropoint spatula, 3/8 circle	152314	1





## KRUUSE Sacryl Rapid Suture

Cat. No Pk. size

KRUUSE Sacryl rapid is a multifilament, coated, absorbable suture. The suture is absorbed rapidly by hydrolysis. It is composed of Polyglactin 910 (copolymer of 90% Glycolide and 10% L-lactide) and has been gamma irradiated which means quick solution of the suture in vivo. The suture is coated with polycaprolactone and calcium stearate and the braided structure on the suture assures a good knot tying and makes the suture smooth and easy to work with. Indications: Suitable for use of conjunctiva and ophthalmic surgery, episiotomies and suture of oral cavity mucosa. Each box comes in 18/pk.

USP 3-0, EP 2, 70 cm, needle: 24 mm, reverse cutting, 3/8 circle	152350	1
USP 4-0, EP 1.5, 45 cm, needle: 19 mm, reverse cutting 3/8 circle	152351	1
USP 5-0, EP 1, 45 cm, needle: 19 mm, reverse cutting, 3/8 circle	152352	1



## KRUUSE Sacryl Plus

Cat. No Pk. size

KRUUSE Sacryl Plus is a multifilament, antibacterial, coated, absorbable suture. The suture is absorbed by hydrolysis. The antibacterial features reduce incidence of infection, oedema and pain. It is composed of Polyglactin 910 (copolymer of 90% Glycolid and 10% L-lactid). The suture is coated with Triclosan and the braided structure on the suture assures a good knot tying and makes the suture smooth and easy to work with. Indications: Suitable for suture of subcutaneous tissue, fascia, joint capsules, muscles, uterus, GI-surgery and vascular surgery. Each box comes in 18/pk.

USP 0, EP 3.5, 70 cm, needle: 30 mm, reverse cutting, 3/8 circle	152330	1
USP 2-0, EP 3, 70 cm, needle: 24 mm, reverse cutting, 3/8 circle	152331	1
USP 2-0, EP 3, 70 cm, needle: 30 mm, reverse cutting, 3/8 circle	152332	1
USP 3-0, EP 2, 70 cm, needle: 19 mm, reverse cutting, 3/8 circle	152333	1
USP 3-0, EP 2, 70 cm, needle: 4 mm, reverse cutting, 3/8 circle	152334	1
USP 3-0, EP 2, 70 cm, needle: 30 mm, reverse cutting, 3/8 circle	152335	1
USP 4-0, EP 1.5, 70 cm, needle: 19 mm, reverse cutting, 3/8 circle	152336	1
USP 3-0, EP 2, 70 cm, needle: 24 mm, undyed, reverse cutting, 3/8 circle	152337	1
USP 4-0, EP 1.5, 45 cm, needle: 19 mm, reverse cutting, 3/8 circle	152338	1
USP 5-0, EP 1, 45 cm, needle: 19 mm, reverse cutting, 3/8 circle	152339	1
USP 2-0, EP 3, 70 cm, needle: 19 mm, reverse cutting, 3/8 circle	152340	1



**KRUUSE Monofast Suture**

Cat. No Pk. size

KRUUSE Monofast is a monofilament absorbable suture. The suture is absorbed by hydrolysis. It is composed of Polyglycolide-poly (e-caprolactone) and copolymer (PGCL). The smooth surface gives minimal tissue reaction and decreases incidences of infection and trauma.

Indications: Suitable for subcutaneous or intracutaneous suturing, GI-surgery, urological surgery and suture of oral cavity mucosa. Each box comes in 18/pk.

USP 0, EP 3.5, 70 cm, needle: 30 mm, round bodied-taper point 1/2 circle	152221	1
USP 2-0, EP 3, 70 cm, needle: 26 mm, round bodied-taper point, 1/2 circle	152224	1
USP 3-0, EP 2,70 cm, needle: 26 mm, round bodied-taper point, 1/2 circle	152227	1
USP 4-0, EP 1.5, 70 cm, needle: 24 mm, round bodied-taper point, 1/2 circle	152232	1
USP 5-0, EP 1, 45 cm, needle: 13 mm, round bodied-taper cut, comp. curve	152236	1
USP 5-0, EP 1, 45 cm, needle: 13 mm reverse cutting, 3/8 circle	152237	1
USP 4-0, EP 1.5, 45 cm, needle: 19 mm, reverse cutting, 3/8 circle	152233	1
USP 0, EP 3.5, 70 cm, needle: 26 mm, reverse cutting, 3/8 circle	152220	1
USP 0, EP 3.5, 70 cm, needle: 30 mm, reverse cutting, 3/8 circle	152222	1
USP 1, EP 4, 70 cm, needle: 36 mm, reverse cutting, 3/8 circle	152223	1
USP 2-0, EP 3, 70 cm, needle: 26 mm, reverse cutting, 3/8 circle	152225	1
USP 2-0, EP 3, 70 cm, needle: 24 mm, reverse cutting, 3/8 circle	152226	1
USP 3-0, EP 2, 70 cm, needle: 26 mm, reverse cutting, 3/8 circle	152228	1
USP 3-0, EP 2, 45 cm, needle: 19 mm, reverse cutting, 3/8 circle	152229	1
USP 3-0, EP 2, 70 cm, needle: 19 mm, reverse cutting, 3/8 circle	152230	1
USP 3-0, EP 2, 70 cm, needle: 24 mm, reverse cutting, 3/8 circle	152231	1
USP 4-0, EP 1.5, 70 cm, needle: 19 mm, reverse cutting, 3/8 circle	152234	1
USP 4-0, EP 1.5, 45 cm, needle: 13 mm, reverse cutting, 3/8 circle	152235	1

**KRUUSE PGA Suture**

Cat. No Pk. size

KRUUSE PGA is a multifilament, coated, absorbable suture. The suture is absorbed by hydrolysis. It is composed of Polyglycolic acid. The suture is coated with polycaprolactone and calcium stearate. The braided structure on the suture assures a good knot tying and makes the suture smooth and easy to work with.

Indications: Suitable for suture of subcutaneous tissue, fascia, muscles, gynaecology surgery, GI-surgery and ophthalmic surgery. Each box comes in 18/pk.



USP 0, EP 3.5, 70 cm, needle: 30 mm, round bodied-taper-point, 1/2 circle	152400	1
USP 2-0, EP 3, 70 cm, needle: 26 mm, round bodied-taper-point, 1/2 circle	152403	1
USP 3-0, EP 2, 70 cm, needle: 26 mm, round bodied-taper-point, 1/2 circle	152405	1
USP 4-0, EP 1.5, 70 cm, needle: 24 mm, round bodied-taper-point, 1/2 circle	152407	1
USP 0, EP 3.5, 90 cm, needle: 30 mm, round bodied, 1/2 circle	152409	1
USP 1, EP 4, 90 cm, needle: 30 mm, round bodied, 1/2 circle	152410	1
USP 2, EP 5, 90 cm, needle: 36 mm, round bodied, 1/2 circle	152411	1
USP 0, 70 cm, needle: 30 mm, reverse cutting, 3/8 circle	152401	1
USP 1, EP 4, 70 cm, needle: 36 mm, reverse cutting, 3/8 circle	152402	1
USP 2-0, EP 3, 70 cm, needle: 26 mm, reverse cutting, 3/8 circle	152404	1
USP 3-0, EP 2, 70 cm, needle: 26 mm, reverse cutting, 3/8 circle	152406	1
USP 4-0, EP 1.5, 70 cm, needle: 24 mm, reverse cutting, 3/8 circle	152408	1
USP 0, EP 3.5, 90 cm, needle: 30 mm, reverse cutting, 3/8 circle	152412	1
USP 1, EP 4, 90 cm, needle: 30 mm, reverse cutting, 3/8 circle	152413	1
USP 2, EP 5, 90 cm, needle: 36 mm, reverse cutting, 3/8 circle	152414	1

## KRUUSE Chromic Catgut Suture

Cat. No Pk. size



KRUUSE Chromic catgut is an absorbable, multifilament suture with a monofilament finish, coated and absorbable by hydrolysis. Please be aware of a quicker absorption time in infected tissue and in tissues with increased levels of proteolytic activity (cervix, vagina, stomach). The suture is made from BSE-free bovine intestines that are split longitudinally, twisted and joined in wet condition to get the monofilament finish. The suture is coated with a chromic salt solution to slow down the absorption time.

Indications: Suitable for suture in subcutaneous tissue and uterus. Each box comes in 18/pk.

USP 0, EP 4, 70 cm, needle: 30 mm, round bodied, taper-point, 1/2 circle	152201	1
USP 1, EP 5, 70 cm, needle: 36 mm round bodied, taper-point 1/2 circle	152203	1
USP 2-0, EP 3.5, 70 cm, needle: 26 mm, round bodied, taper-point, 1/2 circle	152205	1
USP 3-0, EP 3, 70 cm, needle: 26 mm round bodied, taper-point, 1/2 circle	152207	1
USP 4-0, EP 2, 70 cm, needle: 24 mm, round bodied, taper-point, 1/2 circle	152209	1
USP 0, EP 4, 70 cm, needle: 30 mm, reverse cutting, 3/8 circle	152200	1
USP 1, EP 5, 70 cm, needle: 36 mm, reverse cutting, 3/8 circle	152202	1
USP 2-0, EP 3.5, 70 cm, needle: 26 mm, reverse cutting, 3/8 circle	152204	1
USP 3-0, EP 3, 70 cm, needle: 26 mm, reverse cutting, 3/8 circle	152206	1
USP 4-0, EP 2, 70 cm, needle: 24 mm, reverse cutting, 3/8 circle	152208	1

## KRUUSE PD-X Suture

Cat. No Pk. size



KRUUSE PD-X is a monofilament absorbable suture. The suture is absorbable by hydrolysis. The suture is made from Polydioxanone (PDA). The smooth surface gives minimal tissue reaction and decreased incidence of infection and trauma.

Indications: GI-surgery, fascia, hernias, orthopaedics and vascular surgery.

Each box comes in 18/pk.

USP 0, EP 3.5, 70 cm, needle: 30 mm, round bodied, taper-point, 1/2 circle	152251	1
USP 2-0, EP 3, 70 cm, needle: 26 mm, round bodied, taper-point, 1/2 circle	152256	1
USP 2-0, EP 3, 70 cm, needle: 26 mm, round bodied, taper-cut, 1/2 circle	152257	1
USP 3-0, EP 2, 70 cm, needle: 26 mm, round bodied, tapercut, 1/2 circle	152262	1
USP 3-0, EP 2, 70 cm, needle: 26 mm, round bodied, taper-point, 1/2 circle	152263	1
USP 4-0, EP 1.5, 70 cm, needle: 24 mm, round bodied, taper-point, 1/2 circle	152266	1
USP 0, EP 3.5, 70 cm, needle: 30 mm, reverse cutting, 3/8 circle	152250	1
USP 0, EP 3.5, 70 cm, needle: 36 mm, reverse cutting, 1/2 circle	152252	1
USP 1, EP 4, 70 cm, needle: 36 mm, reverse cutting, 3/8 circle	152253	1
USP 2, EP 5, 70 cm, needle: 40 mm, reverse cutting, 1/2 circle	152254	1
USP 2-0, EP 3, 70 cm, needle: 26 mm, reverse cutting, 3/8 circle	152255	1
USP 2-0, EP 3, 70 cm, needle: 36 mm, reverse cutting, 1/2 circle	152259	1
USP 3-0, EP 2, 70 cm, needle: 26 mm, reverse cutting, 3/8 circle	152260	1
USP 3-0, EP 2, 70 cm, needle: 19 mm, reverse cutting, 3/8 circle	152265	1
USP 4-0, EP 1.5, 70 cm, needle: 19 mm, reverse cutting, 3/8 circle	152267	1



**KRUUSE Promilene Suture**

Cat. No Pk. size

KRUUSE Promilene is a monofilament non-absorbable suture. It is made from polymer of polypropylene. The smooth surface gives a minimal tissue reaction and decreased incidence of infection and trauma.

Indications: skin closure, ophthalmic surgery, neurosurgery and cardiovascular surgery.

Each box comes in 18/pk.

USP 0, EP 3.5, 70 cm, needle: 30 mm, reverse cutting, 3/8 circle	152360	1
USP 1, EP 4, 70 cm, needle: 36 mm, reverse cutting, 3/8 circle	152361	1
USP 2-0, EP 3, 70 cm, needle: 26 mm, reverse cutting, 3/8 circle	152362	1
USP 2-0, EP 3, 70 cm, needle: 36 mm, reverse cutting, 3/8 circle	152363	1
USP 3-0, EP 2, 70 cm, needle: 26 mm, reverse cutting, 3/8 circle	152364	1
USP 3-0, EP 2, 70 cm, needle: 30 mm, reverse cutting, 3/8 circle	152365	1
USP 3-0, EP 2, 45 cm, needle: 19 mm, reverse cutting, 3/8 circle	152366	1
USP 4-0, EP 1.5, 70 cm, needle: 24 mm, reverse cutting, 3/8 circle	152367	1



**KRUUSE Supramid Suture**

Cat. No Pk. size

KRUUSE Supramid is a pseudo-monofilament, non-absorbable suture. It is composed of Polyamide 6.6 strands enclosed in a polyamide sheet. The structure is unique and the smooth surface gives a minimal tissue reaction and decreased incidence of infection and trauma, and the braided structure makes it tie better and makes the suture easy to work with.

Indications: skin closure, ophthalmic surgery, neurosurgery and cardiovascular surgery.

Each box comes in 18/pk.

USP 0, EP 3.5, 70 cm, needle: 30 mm, reverse cutting, 3/8 circle	152390	1
USP 2-0, EP 3, 70 cm, needle: 26 mm, reverse cutting, 3/8 circle	152391	1
USP 3-0, EP 2, 70 cm, needle: 26 mm, reverse cutting, 3/8 circle	152392	1
USP 2-0, EP 3, 70 cm, needle: 39 mm, reverse cutting, 3/8 circle	152393	1
USP 2-0, EP 3, 45 cm, black, needle: 30 mm, reverse cutting, 3/8 circle	152394	1
USP 2-0, EP 3, 45 cm, black, needle: 24 mm, reverse cutting, 3/8 circle	152395	1
USP 3-0, EP 2, 45 cm, black, needle: 30 mm, reverse cutting, 3/8 circle	152397	1
USP 3-0, EP 2, 45 cm, black, needle: 24 mm, reverse cutting, 3/8 circle	152398	1
USP 3-0, EP 2, 45 cm, black, needle: 19 mm, reverse cutting, 3/8 circle	152399	1
USP 3-0, EP 2, 70 cm, black, needle: 39 mm, reverse cutting, 3/8 circle	152396	1



## KRUUSE Nylon Suture

Cat. No Pk. size

KRUUSE Nylon is a monofilament, non-absorbable suture. It is composed of polyamide 6&66. The smooth surface gives a minimal tissue reaction and decreased incidence of infection and trauma. Indications: ophthalmic surgery, neurosurgery and cardiovascular surgery.

Each box comes in 18/pk.

USP 0, EP 3.5, 70 cm, needle: 24 mm, reverse cutting, 3/8 circle	152420	1
USP 0, EP 3.5, 70 cm, needle: 30 mm, reverse cutting, 3/8 circle	152421	1
USP 1, EP 4, 70 cm, needle: 36 mm, reverse cutting, 3/8 circle	152422	1
USP 2-0, EP 3, 70 cm, needle: 26 mm, reverse cutting, 3/8 circle	152423	1
USP 3-0, EP 2, 70 cm, needle: 26 mm, reverse cutting, 3/8 circle	152424	1
USP 4-0, EP 1.5, 70 cm, needle: 24 mm, reverse cutting, 3/8 circle	152425	1



## KRUUSE Silk Suture

Cat. No Pk. size

KRUUSE Silk is a multifilament non-absorbable suture. The braided suture is coated with wax to smoother passage through tissue.

The silk suture is composed of fibroin fibres. Silk also contains the glycoprotein Sericin which can give an immune reaction but this glycoprotein has been removed from KRUUSE Silk. Silk provides stronger tissue reaction than synthetic sutures.

Indications: Ophthalmic surgery, neurosurgery and ligation.

Each box comes in 18/pk.

USP 0, EP 3.5, 70 cm, needle: 30 mm, reverse cutting, 3/8 circle	152380	1
USP 2-0, EP 3, 70 cm, needle: 26 mm, reverse cutting, 3/8 circle	152381	1
USP 3-0, EP 2, 70 cm, needle: 26 mm, reverse cutting, 3/8 circle	152382	1
USP 4-0, EP 1.5, 70 cm, needle: 24 mm, reverse cutting, 3/8 circle	152383	1





Our needles are high quality stainless steel from a highly recommended Japanese supplier. The supplier of the suture materials is also highly recommended and known for excellent quality. Both suppliers deliver needles/sutures to the human markets.



## KRUUSE Chromic Catgut Suture

Cat. No Pk. size

KRUUSE Chromic catgut is an absorbable, multifilament suture with a monofilament finish, coated and absorbable by hydrolysis. Please be aware of a quicker absorption time in infected tissue and in tissues with increased levels of proteolytic activity (cervix, vagina, stomach). The suture is made from BSE-free bovine intestines that are split longitudinally, twisted and joined in wet condition to get the monofilament finish. The suture is coated with a chromic salt solution to slow down the absorption time.

Indications: Suitable for suture in subcutaneous tissue and uterus.

USP 0, EP 4, 100 m	152440	1
USP 1, EP 5, 75 m	152441	1
USP 2, EP 6, 50 m	152442	1
USP 2-0, EP 3.5, 100 m	152443	1
USP 3, EP 7, 50 m	152444	1
USP 3-0, EP 3, 100 m	152445	1
USP 4, EP 8, 30 m	152446	1
USP 5, EP 9, 30 m	152447	1



## KRUUSE Plain Catgut Suture

Cat. No Pk. size

KRUUSE Catgut is an absorbable, multifilament suture with a monofilament finish. Absorbable by hydrolysis. Please be aware of a quicker absorption time in infected tissue and in tissues with increased levels of proteolytic activity (cervix, vagina, stomach). The suture is made from BSE-free bovine intestines that are split longitudinally, twisted and joined in wet condition to get the monofilament finish.

Indications: Suitable for suture in subcutaneous tissue and uterus.

USP 0, EP 4, 100 m	152430	1
USP 1, EP 5, 75 m	152431	1
USP 2, EP 6, 50 m	152432	1
USP 3, EP 7, 50 m	152433	1
USP 4, EP 8, 30 m	152434	1
USP 5, EP 9, 30 m	152435	1
USP 6, EP 10, 30 m	152436	1



## KRUUSE PGA Suture

Cat. No Pk. size

KRUUSE PGA is a multifilament, coated, absorbable suture. The suture is absorbed by hydrolysis. It is composed of Polyglycolic acid. The suture is coated with polycaprolactone and calcium stearate. The braided structure on the suture assures a good knot tying and makes the suture smooth and easy to work with. Indications: Suitable for suture of subcutaneous tissue, fascia, muscles, gynaecology surgery, GI-surgery and ophthalmic surgery.

USP 0, EP 3.5, 15 m	152490	1
USP 1, EP 4, 15 m	152491	1
USP 2, EP 5, 15 m	152492	1
USP 2-0, EP 3, 15 m	152493	1
USP 3, EP 6, 15 m	152494	1
USP 3-0, EP 2, 15 m	152495	1



## KRUUSE Supramid Suture

Cat. No Pk. size

KRUUSE Supramid is a pseudo-monofilament, non-absorbable suture. It is composed of Polyamide 6.6 strands enclosed in a polyamide sheet. The structure is unique and the smooth surface gives a minimal tissue reaction and decreased incidence of infection and trauma, and the braided structure makes it tie better and makes the suture easy to work with. Indications: ophthalmic surgery, neurosurgery and cardiovascular surgery.

USP 0, EP 3.5, 100 m	152480	1
USP 1, EP 4, 100 m	152481	1
USP 2, EP 5, 75 m	152482	1
USP 2-0, EP 3, 100 m	152483	1
USP 3, EP 6, 50 m	152484	1
USP 3-0, EP 2, 100 m	152485	1



## KRUUSE Silk Suture

Cat. No Pk. size

KRUUSE Silk is a multifilament non-absorbable suture. The braided suture is coated with wax to smoother passage through tissue. The silk suture is composed of fibroin fibre. Silk also contains the glycoprotein Sericin which can give an immune reaction but this glycoprotein has been removed from KRUUSE Silk. Silk provides stronger tissue reaction than synthetic sutures. Indications: Ophthalmic surgery, neurosurgery and ligation.

USP 0, EP 3.5, 100 m	152470	1
USP 1, EP 4, 100 m	152471	1
USP 2, EP 5, 100 m	152472	1
USP 2-0, EP 3, 100 m	152473	1
USP 3, EP 6, 100 m	152474	1
USP 3-0, EP 2, 100 m	152475	1
USP 5, EP 7, 50 m	152476	1



## KRUUSE Linen Suture

Cat. No Pk. size

KRUUSE Linen is made from long-fibred flax. It is packaged dry, but gains an immediate and strong increased strength if wetted before use. Flax possesses a high tissue reaction.  
Indications: Hernia, tonsillectomies and GI-anastomosis.

USP 3, EP 6.50 m, white

152460

1



## Cassette Holder

Cat. No Pk. size

Keep your clinic organized with this convenient cassette holder. This stainless steel cassette holder can hold up to 5 cassettes. Ideal for every vet clinic and hospital.

Stainless steel holder for 5 KRUUSE cassettes

150900

1



## Stapler

Cat. no Pk. size

The Royal™ single-use skin stapler has application in abdominal, gynecological, orthopedic, and thoracic surgery for closure of skin.

Royal 35W stapler, disposable. Sterile

152129

1



For more information on our suture line please ask for our suture catalogue by contacting us at [export@kruuse.com](mailto:export@kruuse.com)





## KRUSAN Cleanser

Cat. No Pk. size

A non-corroding cleanser to be used for cleaning instruments, equipment and surfaces at animal clinics and in stables. 0.5% solution to be used (50 ml for every 10 l water). Instruments and equipment can be soaked for a few minutes and subsequently rinsed off or washed down with clean water.

KRUSAN Cleanser, concentrate, 1 l

325100 12



## KRUSAN Iodine Vet

Cat. No Pk. size

Iodine based anti-bacterial and anti-fungal. Used as a cleaning agent of minor wounds and surgical incision sites, as well as a disinfectant of vet clinics, instruments, furniture and equipment in general.

KRUSAN Iodine Vet, 1 l

325130 12



## KRUSAN Chlorhexidine Conc.

Cat. No Pk. size

Effective in combating bacteria, fungi, spores and virus. Does not cross an intact skin barrier. Quick-acting and with long-term effect when used as a skin disinfectant. Chlorhexidine gluconate has continuous effects in the presence of organic substances, e.g. blood and saliva. For veterinary use in connection with obstetrics, dental work, wound treatment etc.

KRUSAN Chlorhexidine Conc., 5 %, w/v chlorhexidine gluconate, 1 l

325140 6

KRUSAN Chlorhexidine Conc., 5 %, w/v chlorhexidine gluconate, 2.5 l

325141 5



## KRUSAN Chlorhexidine Alcohol

Cat. No Pk. size

0.5 vol. % Chlorhexidine digluconate in 74 vol. % denat. alcohol. Ready mixed solution for disinfecting intact skin subsequent to washing. Application: to be used as a surgical hand disinfectant and as a disinfectant of the surgical site prior to operating. Store below 25° C

KRUSAN Chlorhexidine Alcohol 500 ml

325150 24

KRUSAN Chlorhexidine Alcohol 2.5 l

325152 6



## KRUSAN Hydrogen Peroxide

Cat. No Pk. size

Useful as a cleansing agent for minor cuts and abrasions. To be used undiluted.

KRUSAN Hydrogen Peroxide Solution 3%, 5 l

325164 4



## KRUUSE Disposable Injection Needles

Cat. No Pk. size

A range of sizes specially designed for the veterinary profession  
 Extra sharp facet shaped needles  
 With plastic hub, luer lock  
 Paper-film peel pack

Disp. needle 0.5 x 16 mm 25G x 5/8", orange, 100/pk	121270	100
Disp. needle 0.6 x 16 mm 23G x 5/8", blue, 100/pk	121271	100
Disp. needle 0.6 x 25 mm 23G x 1", blue 100/pk	121272	100
Disp. needle 0.8 x 25 mm 21G x 1", green, 100/pk	121273	100
Disp. needle 0.8 x 40 mm 21G x 1 1/2", green, 100/pk	121274	100
Disp. needle 0.8 x 10mm 21G x 3/8", green 100/pk	121275	100
Disp. needle 0.8 x 16mm 21G x 5/8", green 100/pk	121276	100
Disp. needle 0.9 x 25mm 20G x 1", yellow 100/pk	121277	100
Disp. needle 0.9 x 40mm 20G x 1 1/2", yellow 100/pk	121278	100
Disp. needle 1.1 x 25mm 19G x 1", white 100/pk	121279	100
Disp. needle 1.1 x 40mm 19G x 1 1/2", white 100/pk	121280	100
Disp. needle 1.1 x 16mm 19G x 5/8", white 100/pk	121281	100
Disp. needle 1.2 x 40mm 18G x 1 1/2", pink 100/pk	121282	100
Disp. needle 1.25 x 25mm 18G x 1", pink 100/pk	121283	100
Disp. needle 1.6 x 25mm 16G x 1", white 100/pk	121284	100
Disp. needle 1.6 x 40mm 16G x 1 1/2", white 100/pk	121285	100
Disp. needle 0.6x30 mm, 23Gx1 1/4", blue, 100/pk	121286	100
Disp. needle 0.7x30 mm, 22Gx1 1/4", black, 100/pk	121287	100
Disp. needle 0.4x20mm 27Gx3/4", grey, 100/pk	121288	100
Disp. needle 0.45x25mm 26Gx1", brown, 100/pk	121289	100
Disp. needle 0,55x25mm 24Gx1", purple, 100/pk	121290	100

## KRUUSE Disposable Needle with Aluminium Hub

Cat. No Pk. size

Complete range of high quality injection needles. A range of sizes specially designed for the veterinary profession. Pyrogen-free. Sterilized with ethylene oxide.



KRUUSE disp. needle with aluminium hub, 1.6 x 25 mm, 100/pk	121380	40
KRUUSE disp. needle with aluminium hub, 1.6 x 38 mm, 100/pk	121381	40
KRUUSE disp. needle with aluminium hub, 2.0 x 38 mm, 100/pk	121382	1
KRUUSE disp. needle with aluminium hub, 2.1 x 50 mm, 100/pk	121383	1
KRUUSE disp. needle with aluminium hub, 2.0 x 25 mm, 100/pk	121384	1





## KRUUSE Disposable Syringes

Cat. No Pk. size

Complete range of high quality disposable syringes, 2- and 3-component. The disposable syringes are available as centric and eccentric. Sterilised by ethylene oxide. Paper-film peel pack. Extended graduation for added value. Luer slip adapter

KRUUSE disposable syringe centric 3 comp. 1 ml 100/pk	112372	20
KRUUSE disposable syringe centric 3 comp. 2 ml 100/pk	112373	18
KRUUSE disposable syringe centric 3 comp. 5 ml 100/pk	112374	12
KRUUSE disposable syringe excentric 3 comp. 10 ml 100/pk	112375	10
KRUUSE disposable syringe excentric 3 comp. 20 ml 50/pk	112376	8
KRUUSE disposable syringe excentric 3 comp. 30 ml 50/pk	112377	12
KRUUSE disposable syringe excentric 3 comp. 50 ml 25/pk	112378	16
KRUUSE disposable syringe centric 2 comp. 2 ml 100/pk	112380	18
KRUUSE disposable syringe centric 2 comp. 5 ml 100/pk	112381	12
KRUUSE disposable syringe excentric 2 comp. 10 ml 100/pk	112382	10
KRUUSE disposable syringe excentric 2 comp. 20 ml 50/pk	112383	8



## KRUUSE InfuVein PRO IV Catheter

Cat. No Pk. size

New and better catheter made in polyurethane

- Eliminates the risk of kinking
  - Softens upon contact with blood inside the vein, thus reduces the risk of phlebitis
  - The soft properties make this catheter ideal for long term use
- New improved quality of IV catheters with injection port. Colour coated closing cap; gives a quick access to inject IV also during fluid therapy. The injection port is for small and quick injections. The valve in the injection port is very tight, and it will open by the pressure of the liquid in the syringe.

InfuVein PRO IV catheter, 18G, 1.3 x 32 mm, short catheter	121913	1
InfuVein PRO IV catheter, 24G, 0.7 x 19 mm	121914	1
InfuVein PRO IV catheter, 22G, 0.9 x 25 mm	121915	1
InfuVein PRO IV catheter, 20G, 1.1 x 32 mm	121916	1
InfuVein PRO IV catheter, 18G, 1.3 x 45 mm	121917	1




## KRUUSE Venocan PLUS IV Catheter

Cat. No Pk. size

Venocan PLUS IV catheter. Infusion catheter with flexible wings. Without injection port. New and better catheter made in Teflon® FEP (fluorinated ethylene propylene). Sharper facet shaped Japanese needles with transparent chamber, that enables the vet to see the blood. Peel pack. Comes in 50/pk.

Venocan PLUS IV catheter 24G, 0.7 x 19 mm	121906	1
Venocan PLUS IV catheter 22G, 0.9 x 25 mm	121907	1
Venocan PLUS IV catheter 20G, 1.1 x 33 mm	121908	1
Venocan PLUS IV catheter 18G, 1.3 x 45 mm	121909	1
Venocan PLUS IV catheter 16G, 1.7 x 50 mm	121910	1
Venocan PLUS IV catheter 14G, 2.1 x 50 mm	121911	1




## EQUIVET HiFlow IV Catheters

Cat. No Pk. size

Traditional jugular catheters are teflon and can create a thrombosis or crack if left in place for over 48 hours. The polyurethane large bore catheter over needle enables the catheter to dwell for up to 30 days. The EQUIVET HiFlow LongTerm (HFLT) IV Catheter softens at body temperature. Some common catheter-related problems, such as phlebitis, can be minimised with these polyurethane catheters. Non-thrombogenic and non-cracking. Can be safely left in the vein for up to 30 days . Suture wings with holes

EQUIVET HiFlow long-term IV catheter 16G x 3.00", 10/pk	122000	1
EQUIVET HiFlow long-term IV catheter 14G x 3.50", 10/pk	122005	1
EQUIVET HiFlow long-term IV catheter 14G x 5.25", 10/pk	122010	1
EQUIVET HiFlow LongTerm IV Catheter 12Gx5,25" 10/pk	122015	1



## Intraflon IV Cannulae


Cat. No Pk. size

IV cannula in PTFE (Teflon) with transparent ultra-thin wall to optimise flow rate. Colour-coded wings aid identification of cannula size. Includes translucent hub for easy visualisation of blood flashback and stopper with membrane.

Intraflon IV cannulae 2.1 x 52 mm 14G	121804	50
Intraflon IV cannulae 2.1 x 80 mm 14G	121805	50
Intraflon IV cannulae 2.7 x 80 mm 12G	121807	50

## Accessories

3-way tap	230648	
VALUELINE Microbore T-connector extension set 10/pk	230656	
Kruise Extension Tube	230651	1





**EQUIVET Infusion Bag Swivel**

Cat. No Pk. size

With 5 hangers. Rotates to allow your patient to move freely without dislodging or entangling the IV set.

EQUIVET Infusion Bag Swivel

230680 1



**EQUIVET Large Bore IV Administration Set**

Cat. No Pk. size

Large animals such as horses and cattle may require tremendous amounts of IV fluids during a short period of time. Conventional smaller IV sets cannot meet the fluid demands of eg a 600 kg horse.

The Large Bore IV Set increases flow rate up to 10 l per hour. This volume is necessary in severe colic and critical care emergencies.

The diameter of the Large Bore system is twice the diameter of conventional IV drips. This translates into 16 times the flow rate of the conventional sets.

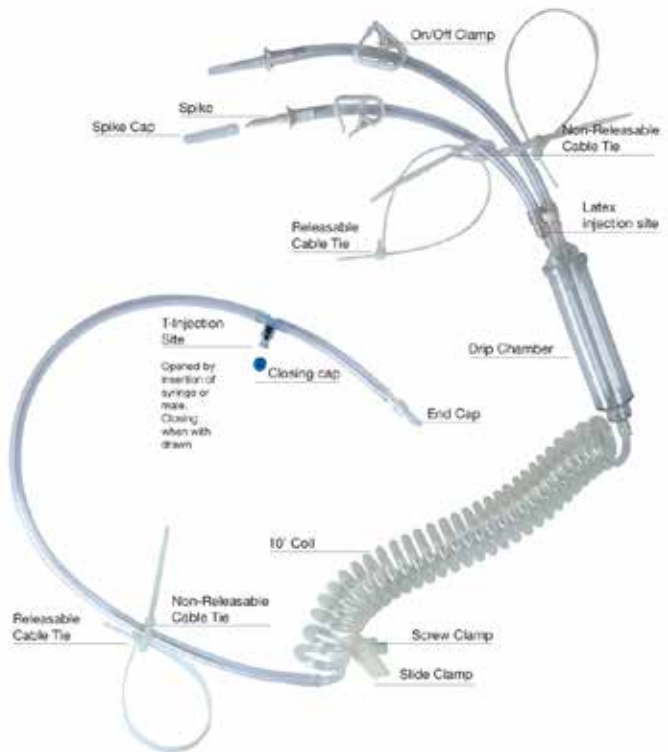
EQUIVET Large Bore IV Administration Set, Sterile

230685 1



230686

230687



**Accessories:**

**Large Bore Transfer Set**


For hooking up additional fluid bags, double-ended spike with 30 cm of tubing and on/off dura clamp, sterile

230686 1

**Large Bore Extension Set**

75 cm with screw type female luer and spin luer lock, sterile

230687 1



## EQUIVET Enteral Fluid Therapy

Cat. No Pk. size

Enteral fluid therapy of a balanced electrolyte solution may be useful and a good alternative to IV fluid therapy in horses with large colon impactions, diarrhoea and some dorsal displacements. The EQUIVET Enteral Fluid Therapy Starter Kit makes it very easy to get started. Every component needed is in the kit.

The balanced electrolyte solution is administered at 5 L/h through a modified EQUIVET Stomach Tube (9 x 2600mm). The stomach tube is kept in place with an EQUIVET muzzle (3 sizes) together with two Velcro straps. The stomach tube is connected to a modified EQUIVET Large Bore IV Administration set which again connect to two collapsible Infusor Combi-set Bottles (5 L). Each pouch contains the correct electrolytes for 5 L of water. The electrolyte pouch is simply added to the Combi-set bottle which is then filled with tap water.

The Starter Kit contains:

- 1 x modified EQUIVET Stomach Tube (9 x 2600mm)
- 3 x EQUIVET muzzle in 3 sizes
- 2 x Velcro straps
- 1 x modified EQUIVET Large Bore IV Administration set
- 2 x Infusor Combi-set bottles 5 l
- 1 x EQUIVET Electrolytes for Enteral Fluid (box of 36 pouches)

EQUIVET enteral fluid therapy starter kit	230695	1
EQUIVET Superior stomach tube for foal with connector	190278	1
EQUIVET Large Bore IV set with connector	230689	1
EQUIVET strap for enteral fluid therapy	230697	1
Spare Infusor plastic bottle 5 l, sterile, 8/pkg	230520	1
Rubber washer for Infusor bottle	230522	1
EQUIVET Muzzle small	210303	1
EQUIVET Muzzle medium	210304	1
EQUIVET Muzzle large	210305	1



*Nasogastric fluids are more effective than intravenous fluids for large colon impactions. For many horses, nasogastric fluids are far more cost effective than intravenous fluids and can be used except when there is intestinal blockage or marked hypovolaemia. The Kruuse system allows constant delivery of nasogastric fluids. This is more physiological than intermittent boluses, allows greater volumes to be delivered and avoids problems such as colic, that can be seen when several litres are put into the stomach quickly. The Kruuse system has proved to be invaluable in our management of many horses.*

*Kevin Corley BVM&S BSc(Vet Sc) MS PhD DACVIM DECEIM DACVECC MRCVS RCVS recognised specialist in Equine Internal Medicine VCI recognised specialist in Equine Medicine and Critical Care*



## EQUIVET Electrolytes

Cat. No Pk. size

Each pouch contains the correct electrolytes for 5 l of tap water. Can also be added to feed as dry mix. Usefull post exercise/competition. A pouch contains following ingredients: 26.35 g of NaCl 1.85 g of KCl 18.9 g of NaHCO<sub>3</sub>.

EQUIVET electrolytes, 36 pouches	230696	1
----------------------------------	--------	---



## Blood Collection Bags

Cat. No Pk. size

Our complete product line within blood transfusion equipment will enable all vets to perform blood transfusions. We have bag sizes available to suit horses. It will no longer be necessary to rely on equipment designed for humans. The 500 ml bag of CPDA-1 anticoagulant is sufficient for a 4 l blood collection bag. Provide your own anticoagulant for the use of these dry blood collection bags. Any quantity of blood can be collected into these bags as long as the ratio between CPDA-1 and blood is 1 : 7

Blood collection bag, 1000 ml w. 12G needle, sterile	230479	1
Blood collection bag, 4000 ml w. 12G needle, sterile	230480	1



## Anticoagulant

Cat. No Pk. size

Add 125 ml CPDA-1 to 875 ml blood to get 1000 ml for blood transfusion. This anticoagulant will give whole blood a shelf life of 35 days.

100 ml of CPDA-1 contains:

Citric Acid (anhydrous) .....	0,299 g
Sodium Citrate (dihydrate) .....	2,630 g
Sodium Phosphate monohydrate .....	0,222 g
Dextrose monohydrate .....	3,190 g
Adenine .....	0,0275 g
Sterile water q.s. ....	100 ml

CPDA-1 anticoagulant 500 ml, sterile	230483	6
--------------------------------------	--------	---

## How to produce your own plasma.

### Blood Collection Procedures:

1. Remove the 4 l blood collection bag from the wrapping
2. Remove the 12G cannula and attach eg a 14G cannula instead
3. Insert the cannula into the 0.5 l container of CPDA anticoagulant
4. Transfer all the CPDA to the 4 l blood collection bag as this will provide you with the correct proportions of anticoagulant and blood respectively
5. Exchange the cannula with the original 12G size
6. Insert the 12G cannula into the jugular vein
7. Keep the collection bag below heart level and keep the bag in motion to effectively mix the anticoagulant with the blood
8. When the bag is full, blood transfusion can be initiated instantly. Always use a blood transfusion set containing a filter during administration
9. If a production of plasma is required then close the collection bag with an umbilical clamp, pean or similar
10. Hang the bag to enable the red blood cells to settle at the bottom. Separation of the red blood cells from the plasma will take 1-2 hours
11. Open up the bag and discharge the red blood cells
12. Take a 1 l transfer bag containing 2 injection ports and place it in the blood collection bag which contains the plasma
13. The plasma can now be transferred to the storage bag
14. The transfer bags can be stored either in a refrigerator or a freezer
15. A blood transfusion set with filter is also required during plasma administration



## Blood Transfer Bag

Designed to receive blood components or plasma. The transfer bag has two spike entry ports and a single lead with two transfer spikes. Sterile and contains no anticoagulant

Cat. No Pk. size

Blood transfusion bag 1000 ml

230484 1



## KRUUSE Blood Infusion Sets

With filter and plastic drip chamber, flow regulating roller clamp

Cat. No Pk. size

KRUUSE Blood infusion set with filter without air inlet, sterile, 1/pk

230617 1

KRUUSE Blood infusion set with filter without air inlet, sterile, 25/pk

230619 6



## EQUIVET Stomach Tubes w/side holes

These tubes are made of polyurethane (PU) so that the tubes flexibility is not influenced by temperature and with long life expectancy. The Tubes are smooth and easy to pass. The nose end with rounded edges reduce risk of tissue damage. The opposite end formed and ridged for secure and easy connection to both Stomach Pump, Funnel and Activated Charcoal bottle. Easy to clean and can withstand all normal disinfectants. Non-traumatic side holes (2)

Cat. No Pk. size

EQUIVET Stomach Tube Superior w/2 holes, foal, 9x2600mm

190270 1

EQUIVET Stomach Tube Superior w/2 holes, S, 13x3200mm

190271 1

EQUIVET Stomach Tube Superior w/2 holes, M, 16x3600mm

190272 1

EQUIVET Stomach Tube Superior w/2 holes, L, 19x3600mm

190273 1

## EQUIVET Stomach Tubes, no side holes

Same specification as EQUIVET Stomach Tube Superior w/2 holes - just without the side holes.

Cat. No Pk. size

EQUIVET Stomach Tube Superior, Foal, 9x2600mm

190274 1

EQUIVET Stomach Tube Superior, S, 13x3200mm

190275 1

EQUIVET Stomach Tube Superior, M, 16x3600mm

190276 1

EQUIVET Stomach Tube Superior, L, 19x3600mm

190277 1



## EQUIVET PVC Stomach Tubes

Standard PVC stomach tubes with funnel end

Cat. No Pk. size

EQUIVET Stomach tube foal 9x2100 mm

190210 1

EQUIVET Stomach tube small 13x2700 mm

190220 1

EQUIVET Stomach tube medium 16x2700 mm

190230 1

EQUIVET Stomach tube large 19x3000 mm

190240 1





## EQUIVET Stomach Pump

Cat. No Pk. size

For stomach tubes, nickel-plated

EQUIVET Stomach Pump

190130 1

Spareparts for Stomach Pump, O-ring and felt gasket

190135 1



## EQUIVET Funnel

Cat. No Pk. size

This funnel has a conical end and fits all sizes of nasal stomach tubes. The funnel holds 3 L. Now the equine veterinarian has a funnel which is designed specifically for this purpose and is practical to use.

EQUIVET Funnel for Stomach Tubes

190132 1



## Activated Charcoal

Cat. No Pk. size

Activated charcoal in 1 l bottle with practical connecting piece e.g. for easy administration directly to the stomach tube. Dosage:

> 400 kg animal 1 bottle

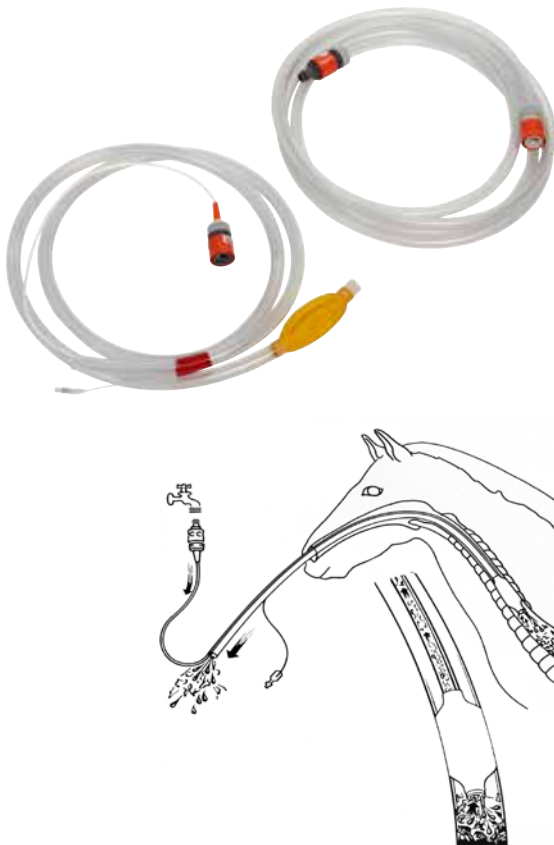
100 - 400 kg animal 1/2 bottle

< 100 kg animal 1/4 bottle

Recommended by Veterinary Poisons Information Service, UK

Activated charcoal - soluble, 1 l

310380 6



## Oesophagus Irrigation Tube ("choke tube")

Cat. No Pk. size

This tube helps to remove an obstruction of the oesophagus ("choke"). In the main tube is a mobile irrigator, inserted in a separate lumen, which can be led directly to the obstruction. An elastic cuff seals off the oesophagus. During irrigation, the irrigator tube can be extended further and further into the impaction. The dissolved mass can then be flushed out through the main tube in a continuous flow. There is no danger of aspiration into the lungs.

Oesophagus Irrigation Tube

190255 1

The cuffed naso-gastric tube is an extremely useful addition to an equine vet's equipment. It is the safest method of removing foreign material from a horse's oesophagus. It can readily be used in the standing sedated horse. This must be gold standard practice rather than submitting a horse to a GA. The cost can be recovered from the first case of choke treated. Although there is evidence to suggest that 95% of choke cases will recover with conservative treatment, there is still the 5% which won't. These cases require treatment, preferably without referral. I consider a cuffed naso-gastric tube is a must for any practice which treats horses.

*Graham Duncanson BVSc MSc(VetGP) DProf FRCVS, Norfolk, UK*

## KRUUSE Equine Equipment



### Trocar

Suggested use for cecum puncture

Trocar Ø3x135 mm stainless steel

Cat. No Pk. size

190370 1

### EQUIVET Needle for abdominal punctate

For sampling of peritoneal cavity fluid in connection with diagnosis and prognosis of surgical colic

EQUIVET needle for abdominal punctate, 4 mm x 15 cm

Cat. No Pk. size

290019 1



### EQUIVET Bailing Gun

Made of nickel-plated metal. Length 51 cm. Diameter 30 mm.

EQUIVET Bailing Gun

Cat. No Pk. size

240690 1



### Constanta Clipper

For horses, 220 V, 250 Watt with blade no. 20.

Constanta 3 clipper machine for horses

Set of blades f/Constanta 3 Horse, no 20

Cat. No Pk. size

247060 1

247061 1



### KRUUSE Rechargeable Clipper

Handy, lightweight clipper with rechargeable battery-pack. Low noise level. Ideal for trimming horses and ponies, show trimming of cattle and udder trimming. Works 45 to 60 minutes on a fully charged battery-pack. Empty battery-pack will be fully recharged within approx. 60 min. Motor capacity is comparable to a traditional 100 Watt clipper. Supplied in handy case with charger unit and cli

KRUUSE rechargeable clipper with recharger and blade A2

Spare battery, rechargeable for 247070

Set of blades A2 f/247070

Set of blades A22 f/247070

Cat. No Pk. size

247070 1

247071 1

247072 1

247073 1



# KRUUSE Equine Equipment

## Blades for Oster Golden A5, PowerPro Ultra, Powermax, A6 Comfort, A6 Slim and Pro 3000i

Cryogen-X Blade

The blades are cryogenically treated for additional wear-resistance.



273187 Size 3F



273131 Size 4



273132 Size 4F



273133 Size 5



273134 Size 5F



273154 Size 7 I



273136 Size 7F



273137 Size 8 1/2



273188 Size 3



273138 Size. 9



273153 Size 10



273184 Coarse Blade



273152 Size 15



273127 Size 5/8



273151 Size 30



273150 Size 40



273149 Size 50



273189 Size 10-wide



273128 Size 7/8

### Oster storage case for 11 blades

Cat. No Pk. size

Oster Storage Case

273190



### KRUUSE Clipper Spray

Cat. No Pk. size

For disinfecting, cooling, cleaning and lubricating of all types of cutting blades, environmentally friendly, no C.F.C.

KRUUSE clipper spray 400 ml

273280

12



**Oster Clipper PRO3000i, without blade**

Cat. No Pk. size

- The Oster PRO3000i offers power, balance, and light weight.
- This heavy duty cordless clipper provides 3,000 spm thanks to its silent rotary motor
  - The Li-ion detachable battery runs up to 2 hours on a single charge allowing continuous clipping
  - The Oster PRO3000i is compatible with all A5 blades, including the wide blades
  - This clipper is sold with one battery

Oster Clipper PRO3000i 273243 1

Battery for Oster Clipper PRO3000i 273244 1



For more information scan the QR-code and watch the video



**Oster Power Pro Ultra Rechargeable Clipper**

Cat. No Pk. size

- A longer-lasting cordless clipper. Perfect combination of power, speed and sweep for superior cutting performance .  
Runs at 3300 SPM.  
Easy to use, lightweight, ergonomic design for increased comfort - soft touch non-slip, comfortable grip.  
Battery run time up to 60 minutes.  
The Oster PowerPro Ultra set includes:
- One Cryogen-X™ AgION® Size 40 Blade with Antimicrobial - Reduces the growth of bacteria, mold and mildew
  - One battery
  - Lightweight charging stand
  - Aluminum carrying case
  - Oster tube of oil
  - Oster cleaning brush

Oster Power Pro Ultra Clipper 273173 1

Battery for Oster Power Pro 273179 1

Charger for Power Pro (273173) 273183 1



**Oster Clipper PRO600i with blade 0.25 – 2.4 mm**

Cat. No Pk. size

- This quiet rotary motor and medium duty clipper produces 4,200 spm while featuring a Li-ion battery that runs up to two hours in a single charge (charge time of 2 hours).
- The blade system allows 5 cutting lengths in 1 blade with an adjustable ring indicating the blade position
  - This adjustable cord/cordless clipper is lightweight and ergonomically designed with a rubberized body that provides an advanced control grip
  - It also includes one set of 4 professional stainless steel metal guide combs for a smoother finish
  - The PRO600i, a cord/cordless operation clipper, offers a combination of power and convenience for professionals

Oster Power Pro600i 273240 1

Oster Power Pro600i Blade 273241 1



For more information scan the QR-code and watch the video



## Oster Clipper A6 Slim, 230 V, without blade

Cat. No Pk. size

Combines a compact ergonomic design, a heavy duty motor, lightweight and 3 speeds. The heavy duty motor runs at over 4,000 spm and with its high efficiency provides a cooler running experience. With its 3 speed from 3,100spm to 4,100spm, this clipper is very versatile.

- The A6 Slim also features a patent pending drive system that provides an ultra smooth and efficient cutting experience for the user
- The Zinc Alloy technology combines a lightweight ergonomic feel with a heavy duty long lasting durability
- The clipper faceplate is designed to help keep the hair out while still being able to access the drive lever for quick and easy maintenance
- The Oster A6 Slim is compatible with all A5 blades

Oster Clipper A6 Slim

273246

1



## Oster Clipper A6 Comfort, 230 V, without blade

Cat. No Pk. size

Combines an ergonomic design, a heavy duty motor, lightweight and 3 speeds. The heavy duty motor runs at over 4,000 spm and with its high efficiency provides a cooler running experience.

- The patent pending Vibration Insulators are centered around the motor, helping to absorb vibration and noise ideal for all day grooming
- With its 3 speed from 3,100 spm to 4,100 spm, this clipper is very versatile
- The A6 Comfort also features a patent pending drive system that provides an ultra smooth and efficient cutting experience for the user
- The Zinc Alloy technology combines a lightweight ergonomic feel with a heavy duty long lasting durability
- The clipper faceplate is designed to help keep the hair out while still being able to access the drive lever for quick and easy maintenance
- The Oster A6 Comfort is compatible with all A5 blades

Oster Clipper A6 Comfort

273245

1

Battery for Oster Power Pro

273179

1

Charger for Power Pro (273173)

273183

1



## Oster PowerMax Clipper

Cat. No Pk. size

Professional 2-speed clipper with powerful rotary motor. Silent, powerful motor, designed especially for professional users and practically maintenance free. Cool Comfort handle for optimal comfort and handling. Set includes oiled cleaning brush. Supplied with original Oster detachable blade system and compatible with all A5 and 97-44 blades which also fit Oster A5+Power Pro. Blades to be

Oster PowerMax clipper - 2 speed with size 40 blade

273105

1

## KRUUSE Equine Equipment



### EQUIVET Loop Hoof Knife

A superb abscess knife with a very small loop. Ideal for foot search or re-section.

EQUIVET loop hoof knife

Cat. No Pk. size

220023 1

### EQUIVET Hoof Knives

The knives have a longer shaft which makes it easier and more accurate to use. The blade is of excellent quality and easy to keep sharp.

EQUIVET hoof knife, left

EQUIVET hoof knife, right

Cat. No Pk. size

220024 1

220025 1



### KRUUSE Hoof Knives

Stainless, very sharp, length of blades 80 mm. With hard wood handle.

KRUUSE hoof knife broad bladed right

KRUUSE hoof knife broad bladed left

KRUUSE hoof knife broad bladed, double

KRUUSE hoof knife narrow bladed, right

KRUUSE hoof knife, narrow bladed, left

Cat. No Pk. size

220042 1

220043 1

220044 1

220035 1

220045 1



### Hoof Knives Standard

Broad-bladed stainless, length of blades 80 mm. Standard quality.

Hoof knife standard right

Hoof knife standard left

Hoof knife standard double edge

Cat. No Pk. size

220052 1

220053 1

220054 1





## Pocket Hoof Knife and Rasp

With stone picker, handy, folding type.

Pocket hoof knife and rasp

Cat. No Pk. size

220005 1



## Sharpening Stones

For hoof knives and scrapers.

Sharpening stone standard

Sharpening stone Hauptner

Cat. No Pk. size

220070 1

220075 1



## Sharpening Steel

The sharpener keeps hoof knives and cutting instruments sharp and is formed as a pen in which the sharpening blade can be protected when not in use.

Sharpening steel for hoof knife

Cat. No Pk. size

220077 1



## Hoof Hammer

Hoof hammer with plastic head

Cat. No Pk. size

220160 1



## EQUIVET Hoof Tester

The shape of the jaws provides a better evaluation of pain. Bottom part of handles can be used as hoofpick

EQUIVET Hoof Tester 37 cm, max. opening 15 cm

Cat. No Pk. size

220111 1



## Hoof Testers

KRUUSE Hoof Tester 30 cm, max. opening 13 cm

KRUUSE Standard Hoof Tester 30 cm, max. opening 11,5 cm

Cat. No Pk. size

220110 1

220105 1

## KRUUSE Equine Equipment



### EQUIVET Hoof Tester

Cat. No Pk. size

Extra large hoof tester with max. jaw opening 20 cm which is much larger than standard testers. Jaw teeth are large cleats for better hold. Nice design in stainless steel quality.

EQUIVET Hoof Tester, 47 cm

220240

1



### EQUIVET Shoe Puller/Spreader

Cat. No Pk. size

To remove the shoe or to spread it for better fitting. Superior design. Excellent quality.

EQUIVET Shoe Puller/Spreader 30 cm, S.S

220241

1



### EQUIVET Hoof Cutter

Cat. No Pk. size

For cutting the horn. Good design. Superior quality.

EQUIVET Hoof Cutter 34 cm, S.S.

220242

1



### EQUIVET Hoof Nail Puller

Cat. No Pk. size

For one by one removal of the nails, e.g. where the nails are worn down all the way to the grooves of the shoe. Good design. Superior quality. A must for the equine practice.

EQUIVET Hoof Nail Puller 30 cm, S.S.

220243

1



### EQUIVET Clinch Cutter

Cat. No Pk. size

For opening the clinches to minimize the risk of damaging the horn when removing a shoe. Good design. Superior quality

EQUIVET Clinch Cutter, S.S.

220244

1



### Diamond Shoe Puller/Spreader

Cat. No Pk. size


Used to remove the shoe, to spread the shoe (adjustment) and can also be used as a hoof cutter


Diamond Shoe Puller 31,5 cm


220178


1



	<b>Diamond Hoof Cutter</b>	Cat. No	Pk. size
	Used to cut the hoof.		
	Diamond Hoof Cutter 37,5 cm	220094	1

	<b>Diamond Crease Nail Puller</b>	Cat. No	Pk. size
	For removal of nails from creases of shoes that have been on horse for some time. Absolutely necessary in horse practice		
	Diamond Crease Nail Puller 29,5 cm	220090	1

	<b>Diamond Clinch Cutter</b>	Cat. No	Pk. size
	Can be used to open the clinches to minimize the risk of damaging the hoof when a shoe is removed		
	Diamond Clinch Cutter	220096	1

	<b>SureBond</b>	Cat. No	Pk. size
	SureBond is a fast setting (30-40 seconds) urethane adhesive ideal for hoof repair/rebuilding material which is easy to use, economical, quick, non-toxic and no fumes or odors and easy to use.		
	SureBond 180 ml	220571	1
	KRUUSE Surebond mixer tips 12/pk	220573	1





## KRUUSE Hoof-Gel

Cat. No Pk. size

Contains: Salicylic acid 38% and Aloe Vera  
Prepare the hoof by washing it thoroughly with a soapy solution or use hydrogen peroxide and dry it. Apply the hoof gel to the hoof and apply a bandage which will withstand water and moisture. The bandage must be removed after a maximum of 48 hours.

KRUUSE Hoof-Gel w. Salicylic acid 38%, 500 ml

220402

6



## EQUIVET Hoof-it

Cat. No Pk. size

Used in connection with operations in the sole to avoid possible infection from the surroundings. Consists of a strong linen bag with a water-tight bottom. Is closed just below the pastern with velcro closures

EQUIVET Hoof-it Small - diameter 15 cm

220115

1

EQUIVET Hoof-it Medium - diameter 17 cm

220116

1

EQUIVET Hoof-it Large - diameter 19 cm

220117

1



## Horse Shoof

Cat. No Pk. size

This product is used to protect an injured hoof and to assist in recovery after hoof treatment. Horse Shoof is low-cost and highly reliable for a wide range of hoof problems including: seedy toe, stone bruising, excessive wear, splits, cracks, foot rot, penetration, abscesses etc. The open design allows the hoof to "breathe", which is essential for fast recovery. Horse Shoof is supplied as a kit including copper-sulphate (bluestone) medication and a special bandage. These items have been especially developed to ensure successful treatment even under extremely unfavourable conditions.

Horse Shoof size 2 (hoof width up to 130 mm)

220122

1

Horse Shoof size 3 (hoof width up to 145 mm)

220123

1

Horse Shoof size 4 (hoof width up to 160 mm)

220124

1

Horse Shoof, Refill kit

220125

1

*Contains a sachet of copper-sulphat and a bandage*





## EQUIVET Slipper

The "Slipper" is a revolutionary advancement for the equine industry. It was developed to aid in treating, medicating and protecting the equine hoof.

### Uses

- Provides a clean and protected environment for medicating (abscess, packing)
- Protection (Pulled shoe)
- Breeding
- Laminitis
- Reduced concussion

### A Better Alternative

Replacing foot wraps every time medication is re-applied can get expensive. This unique product allows the hoof to breathe while being treated, which helps to promote a healthy hoof. The "Slipper" can actually replace a foot wrap all together! The body of the "Slipper" is made of a heavy ply cordura and is fastened to the high-grade leather base with a resilient nylon thread. The durable, yet pliable material allows a comfortable fit and makes them safe and easy to apply.

### Application

EQUIVET "Slipper" is as easy to put on and take off as it looks! The Velcro opening is wide enough to slip in the hoof in and tighten the Velcro tabs to create a snug, perfect fit which eliminates any discomfort your horse may experience with regular foot wraps. EQUIVET "Slipper" provides protection, keeps the hoof clean, holds medication in place, replaces bulky foot wraps, is safe and easy to apply, is not for use during exercise.

### Sizing

The EQUIVET "Slipper" is tailored for maximum adjustability and fit. The four sizes, along with adjustable Velcro, allows for a custom fit for all normal hoof variations.

EQUIVET Slipper, S	220150	1
EQUIVET Slipper, M	220151	1
EQUIVET Slipper, L	220152	1
EQUIVET Slipper, XL	220153	1







## EQUIVET Incisor Gag

Cat. No Pk. size

This gag is placed in the mouth of the horse the same way as a bit. It creates easy access to the incisors.

EQUIVET incisor gag

210211 1



## EQUIVET Mouth Wedges

Cat. No Pk. size

Tooth damage to horses in connection with usage of a metal mouth gag is documented. This gave inspiration to develop a new equine mouth wedge. The features which differentiate this model from other mouth gags are the style and the materials - stainless steel combined with a solid moulded rubber block. The rubber block is made of very durable material and is atraumatic so that tooth damage does not occur in connection with usage of the EQUIVET mouth wedge. In addition the wedge shape and the compliance of the rubber cause less stress to the horse. An additional advantage with the EQUIVET mouth wedge is that the rubber block is exchangeable - when it finally wears out it can easily be replaced.

EQUIVET Mouth Wedge, model HHP

210217 1

EQUIVET Mouth Wedge, pony, model HHP


210221 1

Spare rubber block f/EQUIVET Mouth Wedge

210218 1

Spare rubber block f/EQUIVET Mouth Wedge, pony

210222 1



## Schoupe Mouth Wedge

Cat. No Pk. size

Schoupe Mouth Wedge

210210 1



## BAYER Mouth Wedge

Cat. No Pk. size

Bayer Mouth Wedge

210220 1



## Comet Mouth Wedge

Cat. No Pk. size

Comet Mouth Wedge, plastic

210225 1



## Günter Mouth Gag

Cat. No Pk. size

Can be used during dental work and very useful when placing an endotracheal tube

Günter Mouth Gag

210230 1



## EQUIVET Millennium Speculum

Cat. No Pk. size

The top quality Millennium speculum is a very strong forged stainless steel speculum with a polished finish. The arched frame provides maximum access to the mouth without interfering with the dental tools. The Millennium speculum benefits from a 15 small adjustable ratchet settings with front actuated release levers. The bit-plates are the extra wide ones for improved access to the oral cavity. Come with flexible(water proof) biothane straps which are easy to use and clean.

EQUIVET Millennium speculum

210240 1



## EQUIVET Haussmann Speculum

Cat. No Pk. size

Superior quality stainless steel speculum with adjustable quality leather straps and brass buckles. Spring loaded ratchets with 4 steps to keep the mouth open at the desired setting during use.

EQUIVET Haussmann Speculum

210205 1



## EQUIVET Climax Speculum

Cat. No Pk. size

This high quality speculum is manufactured in forged stainless steel with adjustable biothane straps. Spring loaded ratchets with five steps to keep the mouth opened at the desired setting during use. Includes one set of standard mouth plates and a set of leather sleeved bar plates.

EQUIVET Climax Speculum

210212 1



## Spare part kit for Climax Speculum

Cat. No Pk. size

Consist of 2 ratchets, springs and screws.

Spare part kit for Climac Speculum (210212)

390320 1



## Replacement Biothane straps for Climax Speculum

Cat. No Pk. size

Complete set of replacement straps incl. screws for fixation.

Replacement Biothane straps for Climax Speculum (210212)

390321 1



## EQUIVET Climax Speculum, pony

Cat. No Pk. size

This high quality pony speculum is manufactured in forged stainless steel with adjustable biothane straps. Spring loaded ratchets with five steps on each side of the speculum keep the mouth opened at the desired setting during use. Includes two pairs of different sizes of mouth plates to fit miniature horses, ponies and foals.

EQUIVET Climax Speculum, pony size

210213 1



## Replacement Biothane straps for Climax Speculum, pony

Cat. No Pk. size

Complete set of replacement straps incl. screws for fixation.

Replacement Biothane straps for Climax Speculum pony (210213)

390322 1



## EQUIVET Spreader for Speculum

Cat. No Pk. size

This spreader helps to hold the speculum side plates away from the horse's cheeks thus creating better access to the dental arcade. NOT TO BE USED AS A HANGING DEVICE

EQUIVET Spreader for Speculum

210214 1

## KRUUSE Equine Equipment



### Spare Bit Plates Set

Cat. No Pk. size

Spare plates (2) to Mouth Speculum for horses (L)

210206 1

Spare plates (2) to Mouth Speculum for ponies (M)

210207 1

Spare plates (2) to Mouth Speculum for foals (S)

210208 1



### EQUIVET Extra Wide Bit Plate (set of 2)

Cat. No Pk. size

These bit plates gives a better working space by forcing the side part apart due to the width of the bit plate. The design of these bit plates give a big advantage when working with horse with overjet or geriatric horses.

EQUIVET Extra Wide Bit plate pair

210223 1



### Spare plates (2), leather covered, for Mouth Speculum

Cat. No Pk. size

To be used if the horse has a over- or underbite. Replace the original bitplate with one leather covered gumplate. Can also be used to cows.

Spare plates (2), leather covered, for Mouth Speculum

210209 1



### EQUIVET Meister Speculum

Cat. No Pk. size

This full mouth speculum is designed to give the optimale access to the mouth of the horse. The compound action makes it easy to open the mouth. The speculum is prepared for mounting the EQUIVET DEntal Light (210216). Produced in Stainless steel.

EQUIVET Meister Speculum

210201 1



### Replacement Biothane Straps for Meister Speculum

Cat. No Pk. size

Complete set of replacement straps incl. screws for fixation.

Replacement Biothane Straps for Meister Speculum

390323 1





## EQUIVET Head Rest and Spare Padding

Cat. No Pk. size

EQUIVET Head Rest is an equine head support stand. Designed to be the extra pair of strong hands that always seem necessary. Certain procedures require sedation in order to be accomplished properly. The equine head is heavy and even the strongest assistant will soon tire of holding the head in a proper position. The head stand is a thick padded rest that easily adjusts to the desired height (103 - 163 cm).

EQUIVET Head Rest	240692	1
Extra cushion padding for EQUIVET Head Rest	240696	1



## EQUIVET Dental Halter

Cat. No Pk. size

This halter has a strong oval steel rod that prevents the halter from pinching during dental procedure. The rod has four welded steel loops to cross tie or for upper and lower restraint and is partially padded and covered with high quality leather.

EQUIVET Dental Halter	210390	1
-----------------------	--------	---

## EQUIVET Dental Halter Suspension

This device consist of a 2 m robe with a brass trigger, a cleat for adjusting the length and quick release function.

EQUIVET Dental Halter Suspension	210391	1
----------------------------------	--------	---



## KRUUSE 3W LED Head Light

Cat. No Pk. size

Lightweight, powerful, bright and compact Head Light. Fully adjustable for accurate user selection. Adjustable spot. The Head Light is mounted on a flexible headband. Rechargeable battery box with On/Off switch. Technical specification:

- Led bulb power: 3W Light
- Intensity: 6000 lux
  - Colour temperature: 5000 k
  - Adjustable size of light spot
  - Rechargeable battery pack giving 5 hours of light
  - Low battery indicator
  - Led life time: 10.000 hours
  - Weight (headband with light): 205 g
  - Supplied in a box

KRUUSE 3W LED Head Light	290000	1
--------------------------	--------	---



## EQUIVET Power Lite II

Cat. No Pk. size

PowerLite II is a fully portable, battery-operated light source designed to attach to the upper incisor plate of an equine dental speculum. It uses the brightest Light Emitting Diode (LED) technology currently on the market, and eliminates the need for cumbersome head-mounted or handheld lights. Its compact, water-resistant design makes this product the most reliable, durable and convenient light source available to practicing veterinarians

EQUIVET PowerLite II	210219	1
----------------------	--------	---

## Drenching Syringe

Cat. No Pk. size

For dosing large quantities of water for cleaning the horse's mouth before oral examination.



Dosing syringe 300 ml nylon

113863 1

Dosing syringe 300 ml nylon

113865 30

## EQUIVET Cheek Retractor

Cat. No Pk. size

Pulls the cheek gently away from the cheek teeth so occlusion can be evaluated on a closed mouth. Can also be used to give more room when electrical equipment is used on the cheek teeth.



EQUIVET Cheek retractor

240758 1

## EQUIVET Dental Arcade Speculum

Cat. No Pk. size

Useful together with a full mouth speculum when performing an oral examination in order to get a complete view of the dental arcade, as the arcade speculum keeps the cheek and tongue away from the teeth.



EQUIVET dental arcade speculum

240738 1

## EQUIVET Dental Mirror and spare mirror

Cat. No Pk. size

A necessity to perform proper oral cavity examination. The mirror is a 50 cm long T action handle. The mirror is 48 mm. The angle is 30°



EQUIVET Dental Mirror

240744 1

EQUIVET spare dental mirror with adhesive

240745 1

## EQUIVET Dental Explore

Cat. No Pk. size

Ideal for examination of pulpa and infundibula.

EQUIVET Dental Explore 40cm

248080

1



## EQUIVET Dental Scalers (50 cm)

Cat. No Pk. size

EQUIVET Dental Scaler reverse cutting and EQUIVET Dental Scaler normal cutting. This set of sturdy, long-handled dental scalers/gingival elevators is used to: 1) clean tartar from the buccal aspects of the upper cheek teeth, 2) elevate small crown fragments, and 3) elevate the gingiva prior to extraction.

The forward and reverse cutting edges on these two instruments allow them to be used in all areas of the mouth.

EQUIVET Dental Scaler reverse cutting

248071

1

EQUIVET Dental Scaler normal cutting

248072

1



## EQUIVET Dental Probes (50 cm)

Cat. No Pk. size

This sturdy, long-handled, fine-tipped calibrated probe is ideal for evaluating the pulp horns and infundibula on the occlusal surface of cheek teeth.

EQUIVET Dental Probe fine tip


248073

1

EQUIVET Dental Probe heavy tip

248074

1



## EQUIVET Periodontal Forceps (41 cm)

Cat. No Pk. size

This sturdy, long-handled, right angle, periodontal forceps is designed and engineered to remove forage that accumulate in periodontal pockets and valve diastema between equine cheek teeth.

EQUIVET Periodontal Forceps

248070

1





## EQUIVET Dental Irrigation Pick

Cat. No Pk. size

This specially designed dental pick incorporates water irrigation to expedite the process of cleaning inter-dental spaces and periodontal pockets. Considered the best choice for treating diastema.

EQUIVET Dental Irrigation Pick

240799 1



## Equine Dentistry 2nd Edition DVD

Cat. No Pk. size

How to Perform an Oral Examination and Routine Floating

This video demonstrates how to perform a correct oral examination of the horse, which provides the basis for routine floating and correction of the dental arcade. We are very proud to have Dr. Jack Easley perform this demonstration.

Dr. Easley is one of the leading veterinary surgeons specializing in equine dentistry. Dr. Easley has his own practice, is a very popular lecturer and the author of numerous textbooks and articles on the subject equine dentistry.

All equipment used in this video is part of the KRUUSE Equine Dentistry range.

Sold exclusively to veterinarians

English version. Duration: 46 min PAL  
English version. Duration: 46 min NTSC

240760 1  
240765 1

## EQUIVET Stainless Steel Bucket and Brush

Cat. No Pk. size

10 l stainless steel bucket. Supreme quality, specially designed for use in connection with equine dental treatment. Comes with a side mounted nylon brush for cleaning tooth rasp plates and a rubber bottom to keep noise levels to a minimum around nervous animals.

EQUIVET stainless steel bucket

240710 1

Nylon brush for stainless steel bucket

240723 1

## EQUIVET Dental Rasp Protector

This is designed to protect the rasps while they are placed in the bucket. The protector consists of 8 tubes and it still gives access to the cleaning brush in the bucket.

EQUIVET Dental Rasp Protector

240720 1



## EQUIVET PowerDent System

Cat. No Pk. size

The system offers the highest quality with excellent flexibility. When it comes to the handpieces for the system you have the option to choose between different handpieces either without our with the option of water irrigation. With the EQUIVET PowerDent System it only takes 6 - 8 minutes to accomplished the yearly routine floating and it is done precise and gentle.

The powerful and lightweight EQUIVET PowerDent Unit Li motorised system includes a special 24V DC motor mounted inside the controller unit with a 5 speed bi directional selector switch. Electronic torque control is built into the system.

EQUIVET PowerDent Unit includes:

Powerful and lightweight Lithium Iron Phosphate Battery , 24 v Brushless Motor, Cable, Grease Gun + 4oz tube of Haynes-Lubri Film Plus (hand piece lubricant), 1 30ml tube Foredom grease, User Manual, Flight case for easy transportation and storage.  
Battery Weight - 1.8Kg. Battery dimensions: 21 cm x 10cm x 8cm.



EQUIVET PowerDent Unit

248200

1

The EQUIVET Curved Handpiece 51 cm has a unique pull and turn for four position of the head each set at 90°, coupled with its double curved shaft gives you greater control in addressing routine dentistry work.

The four position settings are: Open, Closed, Upper, Lower.

The EQUIVET Curved Handpiece is also bi-directional to give greater control and help prevent soft tissue damage.

Easy to maintain and replace parts yourself.



EQUIVET Curved Handpiece 51 cm

248210

1

The EQUIVET Straight Handpiece 51 cm is ideal for cheek, buccal cups, radius work and bit seats. With the extra length and light weight burr this handpiece makes the work in the mouth of the horse much safer. This handpiece comes without burrs.



EQUIVET Straight Handpiece 51 cm

248215

1

## EQUIVET PowerDent Water Irrigation System

Our Water Irrigation System is impressively light and hooks easily onto your belt. It is low voltage as battery operated. Helps keep dust levels down. Improves visibility. Keeps teeth and the head of your handpiece cool. Improves finish.

EQUIVET PowerDent Water Irrigation System

248220

1

EQUIVET Curved Handpiece 51 cm with Water Irrigation  
*This handpiece comes with the EQUIVET Diamond Disk*

248211

1

EQUIVET Straight Handpiece 51 cm with Water Irrigation  
*This handpiece comes without burrs.*

248216

1

## EQUIVET Diamond Disk and Burrs

The disk and range of burrs are coated with a unique synthetic diamond. This behaves like a natural diamond staying sharper for longer.

EQUIVET Diamond Disk 25 mm

248230

1

EQUIVET Diamond Apple Core Burr, medium

248235

1



EQUIVET MagFloat

EQUIVET MagFloats is a totally new concept of equine handfloats.

These handfloats are designed so that changing blades is a very easy procedure as the blades are held on to the head of the float with very strong magnets. The blade is easily pushed away from the magnets with the T-blade punch when changing to a new blade or switching from a "push" to a "pull" function. Due to the design of the carbide blades as well as the height of the head of the handle, the total height of the floating part is only 8.3 mm. This gives easy access to the whole dental arcade - even hooks on the 11th will no longer be a problem. The long part of the handle is a new design made of an oval stainless steel tube. This results in a very lightweight instrument with easy orientation of the position of the blade. The handles are produced in 7 variations to accommodate easy and ergonomic access to the different part of the equine teeth. 6 of the handles have 2 magnets. These handles use blades size 19 x 55 mm which come as fine or medium. The 7th handle is for the occlusive surface and has 3 magnets to hold the unique curved blade size 20 x 60 mm in place. With this design handfloats are changed from being a tool to being an instrument.



Jack Easley, DVM, MS, DABVP(Equine) Kentucky, US

*"I have been using the MagFloat set in my practice and for undergraduate teaching since receiving them from Kruse and DLC Australia. They are an exceptional set of hand dental instruments which are designed to work effectively in all areas of the mouth. It is such a simple procedure to change the float blades and the lightweight instruments reduce the muscular fatigue on the practitioner even after treatment of multiple horses. These instruments have become my instruments of choice whenever hand instrumentation is required".*

Gary Wilson BVSc MVSc MACVSc CMAVA  
 Cert Teach, Associate Professor Queensland, AUS

*"My associates and I have been using the MagFloat set in my practice for almost a year. We have found this set of equine dental floats to be durable, lightweight and very easy to manipulate in the horse's mouth. Each float in the set is designed to reach a different area on the horse's dental arcade. This is extremely useful in doing a thorough job of floating the entire mouth. The easily exchangeable float blades are sharp and have held up well with rigorous use. The comfort handles allow for a good, firm grip on each instrument while it is being used. The lightweight shafts reduce fatigue on the operator. I have found my wrists and elbows are less stressed since using these floats. Thank you for an improvement in equine dental instrumentation!"*

Jack Easley, DVM, MS, DABVP(Equine) Kentucky, US



EQUIVET MagFloat Carbide Blades

Cat. No Pk. size

The EQUIVET MagFloat Carbide Blades have a design where the carbide part is very slim and glued to a highly magnetic plate. This creates a strong magnetism between the blade and the head of the handle. The design of the cutting edge of the blades leads to better cutting and the blades stay sharper for a longer time. These blades cannot be re-sharpened. However, the price of a new blade is comparable to a conventional sharpening, and the operator is spared the hassle and cost of blade shipment.

EQUIVET MagFloat Carbide Blade, fine (19 x 55 mm)	248030	1
EQUIVET MagFloat Carbide Blade, medium (19 x 55 mm)	248031	1

This unique design allows detailed removal of abnormalities on the occlusive surface of the tooth very precisely and efficiently. Some of these areas have been extremely difficult to reach with conventional floats. This blade only fits the EQUIVET MagFloat occlusive surface, upper & lower cheek teeth.

EQUIVET MagFloat Carbide Blade, medium, curved (20 x 60 mm)	248035	1
---	--------	---



EQUIVET T-blade punch for MagFloat

Cat. No Pk. size

The blade is easily pushed away from the magnets with the T-blade punch when changing to a new blade or switching from a "push" to a "pull" function.

EQUIVET T-punch for MagFloat	248020	1
------------------------------	--------	---



**EQUIVET MagFloat, upper & lower incisors and canine (1-4)**

Length from handle to end 12.5 cm



Cat. No Pk. size

248000 1



**EQUIVET MagFloat, upper premolar (6 - 8)**

Length from handle to end 24.5 cm



248001 1



**EQUIVET MagFloat, upper & lower premolar (6)**

Length from handle to end 24.5 cm



248002 1



**EQUIVET MagFloat, lower cheek teeth (6 - 11)**

Length from handle to end end to end 41.5 cm



248003 1



**EQUIVET MagFloat, upper molar (9 - 11)**

Length from handle to end 44.5 cm



248004 1



**EQUIVET MagFloat, upper & lower last molar (11)**

Length from handle to end 49.5 cm



248005 1



**EQUIVET MagFloat occlusive surface upper & lower cheek teeth (6 - 11)**

Length from handle to end 41.0 cm  
This handle only fits to blad cat. no 248035



248006 1

*When using the MagFloats, it is recommended to use the stainless steel bucket (Cat. No 240710) with the dental rasp protector (Cat. No 240720) to keep the floats separated. This also protects the blades.*

## Additional EQUIVET MagFloats

The EQUIVET MagFloats have been recognized as the lightest and best designed hand floats worldwide. Veterinarians, who prefer hand floats with pistol grip, have requested MagFloats with pistol grip. We have, of course, listened to this request from our customers. Almost all of our MagFloats have now been designed to also be available with pistol grip. It is now possible for our customers to choose between standard grip and pistol grip for 6 of the 7 MagFloats.

*'The pistol grips on the MagFloats are great. They feel well balanced in your hand and it is possible to change angle of rasping as you go to decrease arm muscle wear and fatigue. I really prefer the pistol grip - especially the float designed for the mandibular arcade. This is a great opportunity to add pistol grip floats to your other great MagFloats - then you can choose the optimal float depending on your posture and own preference during floating.'*

**Tine Mangart Søland, DVM, Certified in Equine Practice, Assistant professor**

University of Copenhagen, The University Hospital for Large Animals, Denmark

*'The EQUIVET MagFloats with pistol grip are an extremely light-weight set of manual rasps, ideal for routine everyday dentistry in the field. The pistol grip handles allow the operator to closely monitor the blade angle of the rasp and helps to reduce fatigue. The MagFloat system for changing blades is fast and convenient - again ideal for work in the field.'*

**Sam Luis Hole, BSc(Hons) BVM&S CertAVP(Equine Practice) CertAVP(Equine Dentistry) BAEDT, MRCVS**

Pool House Equine Clinic, Lichfield, Staffordshire, UK



Dental | 9 - 64

### EQUIVET MagFloat with pistolgrip

Cat. no Pk. size



### EQUIVET MagFloat pistolgrip, upper premolar (6-8)

Length from handle to end 28.0 cm

248011 1



### EQUIVET MagFloat pistolgrip, upper & lower premolar (6)

Length from handle to end 28.0 cm

248012 1



### EQUIVET MagFloat pistolgrip, lower cheek teeth (6-11)

Length from handle to end 45.0 cm

248013 1



### EQUIVET MagFloat pistolgrip, upper molar (9-11)

Length from handle to end 48.0 cm

248014 1



### EQUIVET MagFloat pistolgrip, upper & lower last molar (11)

Length from handle to end 54.0 cm

248015 1



### EQUIVET MagFloat pistolgrip, occlusive surface, upper/lower cheek teeth (6-11)

This handle only fits to blad cat. no 248035

Length from handle to end 44.0 cm

248016 1



## EQUIVET S Float Dental Rasp

Cat. No Pk. size

Stainless steel with tungsten carbide chips on both sides and ends.

EQUIVET S-shaped rasp small 33 cm

240708 1

EQUIVET S-shaped rasp large 47 cm

240709 1



## EQUIVET Dental Rasp

Cat. No Pk. size

Thomsen pattern with movable rasp plate to bring tooth rasp in desired position. Equipped with black rubber handle and tungsten carbide chips for long durability

EQUIVET tooth rasp with tungsten rasp plate

240626 1

Spare rasp blade for 240626

240635 1

## EQUIVET Tungsten Carbide Chip Blades

Cat. No Pk. size

Tungsten carbide chips

EQUIVET rasp blade 2.5 x 5.5 cm

240698 1

EQUIVET rasp blade 2.5 x 8.2 cm

240699 1

EQUIVET rasp profile 12,5 x 3,8 cm

240719 1






**Electric Dental Rasp**

Cat. No Pk. size

Slimline electric tooth rasp	240725	1
Rasp disc for electric tooth rasp (240725)	240726	1
Rasp disc Diamond for electric tooth rasp (240725)	240755	1



**Burgess Type Wolf Tooth Elevator Set**

Cat. No Pk. size

Burgess type wolf tooth elevator set Constituent pieces: Handle, extension piece straight and cranked, 2 cutting heads - small and medium, T-bar (displacing teeth), T-bar (tightening). 6-pocket roll-up canvas bag

Tooth extractor set for horses	240600	1
--------------------------------	--------	---



**EQUIVET Extended Tooth Extractor Set**

Cat. No Pk. size

Improved non-slip handle, extension piece straight and cranked, 4 cutting heads - x-small, small, medium and large, T-bar (displacing teeth), T-bar (tightening), tooth elevator and incisor/fragment dental forceps. 10-pocket roll-up canvas bag. Spare cutting heads are available for both extractor sets 240600 and 240756 upon request.

EQUIVET dental extraction set, luxury version, incl. 4 cutters	240756	1
Cutting head large for tooth extractor set	240713	1
Cutting head medium for tooth extractor set	240714	1
Cutting head small for tooth extractor set	240715	1
Extra small cutting head for tooth extractor	240751	1
EQUIVET tooth extractor forceps for extractor kit ref. 240756	240722	1
EQUIVET elevator	240724	1



**Tooth Elevator**

Cat. No Pk. size

The length of the blade can be shortened or lengthened as desired by loosening the set screw with the wrench

Tooth elevator for horses	240610	1
---------------------------	--------	---



**Tooth Elevators Angled**

Cat. No Pk. size

Tooth elevator angled-right

270870 1

Tooth elevator angled, left

270880 1

**Reynolds Tooth Extractors**

Cat. No Pk. size

Instrument for retained deciduous teeth (caps) in horses. Also works for small premolars and incisors.



Reynolds Cap Forceps lower jaw 37.5 cm

240712 1

Reynolds Cap Forceps upper jaw 37.5 cm

240711 1



**EQUIVET Cap Forceps with Flexible Head, Model HHP**

Cat. No Pk. size

This cap forceps has a better grip on the cap as the flexible heads adjust to the shape of the cap



EQUIVET Cap Forceps with flexible head, Model HHP

240759 1

**EQUIVET Dental Pick Set**


Cat. No Pk. size

The set includes two handles - a short hand piece and a long T-Bar handle which fit the interchangeable heads and allow access to any area within the mouth. All heads can be rotated. All heads can be rotated. The chisel head can be used to separate the gingiva from the sides of the tooth prior to extraction. The long and short osteotome heads can be used to separate teeth or tooth fragments. The long and short elevator heads can be used in the short hand piece to aid in removal of wolf teeth or they can be used on the long handle to aid in the removal of dental root fragments from the alveolus. The loop curette is an ideal tool to snag loose tooth or root fragments from the alveolus. Chuck with short and long pins is used as dental pick for probing alveolar pockets and areas of infundibular decay as well as for removing feed and debris



EQUIVET Dental Pick Set

240741 1



## EQUIVET Dental Picks and Elevators

Used for probing or removing of debris from around cheek teeth

	Cat. No	Pk. size
EQUIVET Dental Pick sharp 48 cm	240796	1
EQUIVET Perpendicular Gingival Elevator 48 cm	240797	1
EQUIVET Parallel Gingival Elevator 48 cm	240798	1



## EQUIVET Simple Molar Spreader

This instrument is ideally suited for separating the interproximal space of cheek teeth prior to loosening with forceps. These forceps are polished stainless steel of high quality which offers durability and stability in an instrument crafted for specific dental functions.

	Cat. No	Pk. size
EQUIVET simple molar spreader 48 cm	248085	1



## EQUIVET Splitted Molar Spreader

This instrument is designed to separate the interproximal space of cheek teeth and place leverage forces on the crown in conjunction with molar forceps for extraction. These forceps are polished stainless steel of high quality which offers durability and stability in an instrument crafted for specific dental functions.

	Cat. No	Pk. size
EQUIVET splitted molar spreader 48 cm	248086	1



## EQUIVET Molar Extractor Lower

This box joint forceps with narrow serrated jaws is ideal for loosening lower cheek teeth for extraction. These forceps are polished stainless steel of high quality which offers durability and stability in an instrument crafted for specific dental functions.

	Cat. No	Pk. size
EQUIVET molar extractor lower 48 cm	248087	1



## EQUIVET Molar Extractor Upper

This box joint forceps with wide serrated jaws is ideal for loosening upper cheek teeth for extraction. These forceps are polished stainless steel of high quality which offers durability and stability in an instrument crafted for specific dental functions.

	Cat. No	Pk. size
EQUIVET molar extractor upper 48 cm	248088	1

## EQUIVET 3 Root Off Side Extractor

Cat. No Pk. size



This forceps is designed for use in geriatric horses to extract cheek teeth in the upper right arcade. This instrument is versatile in grasping deformed and/or broken crowns. These forceps are polished stainless steel of high quality which offers durability and stability in an instrument crafted for specific dental functions.

EQUIVET 3 root off side extractor 48 cm

248089

1

## EQUIVET 3 Root On Side Extractor

Cat. No Pk. size



This forceps is designed for use in geriatric horses to extract cheek teeth in the upper left arcade. This instrument is versatile in grasping deformed and/or broken crowns. These forceps are polished stainless steel of high quality which offers durability and stability in an instrument crafted for specific dental functions.

EQUIVET 3 root on side extractor 48 cm

248090

1

## EQUIVET 4 Root Universal Extractor

Cat. No Pk. size



This instrument is a 4-pronged forceps used for grasping various shaped molar teeth. This forceps is extremely useful in elevating a loose tooth from its socket. These forceps are polished stainless steel of high quality which offers durability and stability in an instrument crafted for specific dental functions.

EQUIVET 4 root universal extractor 48 cm

248091

1



## EQUIVET Dental Extraction Strap

Cat. No Pk. size

The nylon EQUIVET Dental Extraction strap utilizes a Velcro mechanism to allow an infinitely adjustable amount of tension on the extraction forceps handles, maximizing the grip on a tooth.

EQUIVET dental extraction strap

248092

1

## EQUIVET Dental Fulcrum

Cat. No Pk. size



For use as a fulcrum with molar forceps during extraction.

EQUIVET Dental Fulcrum 54 cm

240729

1

## EQUIVET Fragment Forceps, Model HHP

Cat. No Pk. size



This forceps is developed to improve the efficiency to remove a fragment from the cheek teeth. The compact and compound action gives better view and access to the fragment.

EQUIVET Fragment Forceps 44 cm, model HHP

248081

1





## Horsley Skull Trephine

Cat. No Pk. size

High quality stainless steel skull trephine with detachable handle. Available in three sizes.

Horsley skull trephine 13 mm

240716 1

Horsley skull trephine 19 mm

240717 1

Horsley skull trephine 25 mm

240718 1



## EQUIVET Dental Punch Set

Cat. No Pk. size

The set consist of the four most used angles for repulsion of cheek teeth: 12,5 mm offset, 20 mm offset, curved and straight. Length 20 cm

EQUIVET Dental Punch Set (4)

240757 1



## Universal Dental Forceps

Cat. No Pk. size

Can be used for removal of tartar from the canine. Length 17 cm

Universal dental forceps

270810 1



# EQUIVET Surgery Table

- when top priorities are:

- Functionality
- Flexibility
- Safety
- Design
- User and service friendliness

This surgery table has been designed with help from leading equine surgeons



# KRUUSE Equine Equipment



10 cm Memory Foam Padding - *no need for extra padding*



Joystick in each corner controls lift and tilt - *no need for remote control*



Locking device for wheels mounted on the frame - *always accessible*



Safety switch under each corner & head support - *no leg injury when lowering the table*



Side panels can easily be removed or moved



Vertical bars for leg support are locked to frame - *cannot be accidentally pushed out*



Side panels is stepless controlled by gas hydraulic cylinders




Nice folding bellow in polyurethane and polyester





Coated foam strips



Moveable rack

## Standard accessories

- 4 vertical poles, length 1700 mm
- 2 horizontal bars with clamps, length 1100 mm
- 4 clamps for belt
- Complete leg support including 1 padded leg support, 1 locking device and 2 leg support bars
- Stand with clamp for infusion bags
- 4 coated foam strips (for head section and side panels)
- 4 wedge-shaped foam paddings
- Anaesthetic hose support
- Moveable rack

EQUIVET Surgery Table

281600

*There are design points in the "EQUIVET" table that are an obvious improvement on existing equine surgery tables. First of all the table keeps position on the floor of the surgery room by means of lockable rubber stoppers rather than rely on wheel brakes only. The side supports (including those of the head-support) are all detachable and move longitudinally along the side of the table. Therefore the table can be adapted to the size of the horse and detaching unneeded side supports leads to improved accessibility of the surgical field by the surgeon and surgical assistants. There is a joystick for raising/lowering/tilting of the table on each of the 4 corners of the table corner which obviates the need for a remote control. All accessories are lockable and poles cannot be pushed out of the table by accident. Additional safety features are switches in each corner of the table and under the head support to minimize the danger of squash injuries.*

## Edmund Hainisch, MagMedVet, DrMedVet, CertES(Soft Tissue)

Veterinary University Vienna  
Large Animal Surgery and Orthopedics

*Table is everything I had hoped for and more. It makes surgery so much easier. Two people can table a horse in my clinic with no problem. I have done 2-3 surgeries per day since it arrived with no problems. The design and construction is really amazing. I can't imagine what could be improved on??*

## Gary T. Priest, DVM

Harthill & Priest Equine Surgery  
Versailles, Ky



### EQUIVET Colon Tray

Cat. no Pk. size

Can be placed caudally or laterally

EQUIVET Colon Tray, adjustable 80-140 cm

281601 1



### EQUIVET Orthopaedic Leg Support

Cat. no Pk. size

Can be adjusted to give optimal joint flexion and leg positioning.

EQUIVET Orthopaedic Leg Support (set of 2)

281602 1



### EQUIVET Leg Support

Cat. no Pk. size

Extra leg support including 1 padded leg support

EQUIVET Leg Support

281603 1

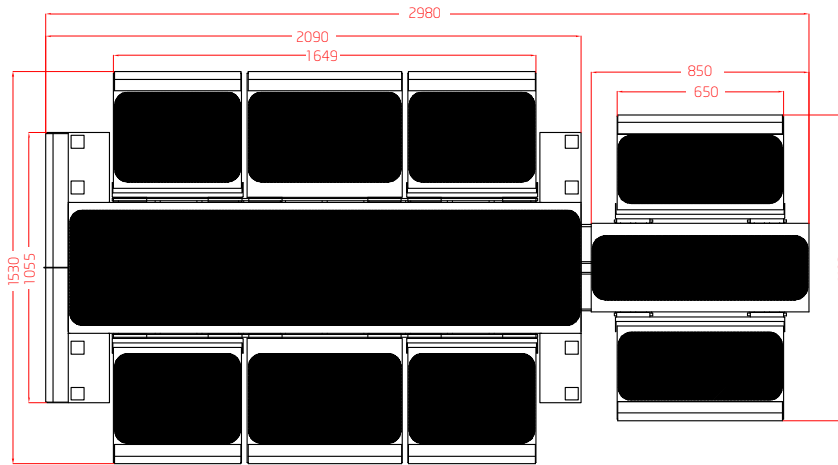


### EQUIVET X-ray translucent head section

Cat. no Pk. size

EQUIVET X-ray translucent head section 85 x 50 cm

281604 1



## Technical Specifications Dimensions

- Table
- Head support of the table
- Width of the table excluding side panels
- Side panels (tilting)
- Side panels (non tiltable)
- Side panels (head support)
- Wheels: ø150 mm
- Padding thickness: 100 mm Memory Foam
- Weight: 650 kg

## Adjustability

- Minimum height: 415 mm
- Maximum height: 1165 mm
- Pelvic angle: +/- 8°
- Head support: +/- 20°

## Loading

- Maximum load: 1000 kg
- Lifting time: 30 sec

## Electric equipment

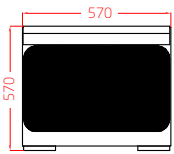
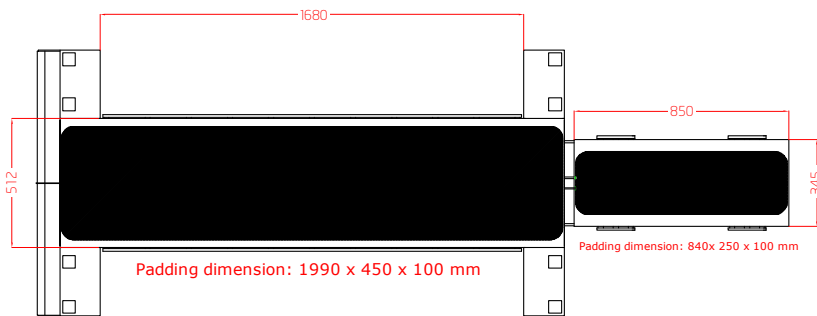
- Operation voltage: 12V
- Battery type: 12V 55Ah
- Battery charger: 12V 4A
- Battery charging time: 5 hours
- Full battery: 30 lifts
- Table can be used during charging

## Surface coating

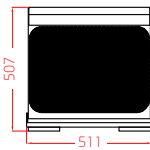
- Zinc plated, powder coated frame

## Warranty 2 years

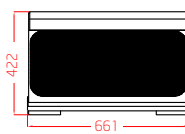
Cat. No 281600



Side panels non tiltable (2pc)  
Padding dimension: 595 x 350 x 100 mm



Side panels tilting (4pc)  
Padding dimension: 490 x 350 x 100 mm



Side panels head support (2pc)  
Padding dimension: 640 x 265 x 100 mm



## EQUIVET Surgery Table Cover

Cat. no Pk. size

EQUIVET Surgery Table Cover protects, improves hygiene and effectively reduces time spent on cleaning the surgery table. This makes the operating theatre distinctly quicker to prepare for the next patient. Supplied as a roll of light green PE containing a total of 14 covers - conveniently perforated every 3.5 m (ie corresponding to the length of one cover).

EQUIVET Surgery Table Cover 200 x 350 cm 14 covers

281630 1



## EQUIVET Surgery Table Cover Rack

Cat. no Pk. size

This stainless steel rack comes with screws ready to be mounted to the wall. The role of EQUIVET Surgery Table Covers fits nicely into the rack.

EQUIVET Surgery Table Cover Wall Rack

281631 1



## EQUIVET Laparoscopy Set, sterile

Cat. No Pk. size

- 1 x wrapping table cover reinforced 160 x 200 cm
- 1 x mayo cover 80 x 145 cm
- 4 x adhesive tapes 10 x 50 cm
- 2 x towels 30 x 40 cm
- 2 x urology SMS surgical gowns XL
- 1 x incise drape 45 x 42 cm
- 1 x drape 250 x 500 cm with incision area 10 x 35 cm and two fluid collection pouches

Light blue 2 ply

281632

1



## EQUIVET Laparotomy Set, sterile

Cat. No Pk. size

- 1 x wrapping table cover reinforced 160 x 200 cm
- 1 x table cover 160 x 200 cm
- 2 x leggings 3 plies 75 x 120 cm
- 1 x adhesive tape 10 x 50 cm
- 1 x drape 260 x 370 cm incision area 10 x 60 cm, fluid collection pouch 95 x 100 cm with U split 30 x 70 cm, 2 x U split 15x85 cm

Light blue 2 ply

281633

1



## EQUIVET Extremity Set, sterile

Cat. No Pk. size

- 1 x wrapping table cover, reinforced, 160 x 200 cm
- 1 x drape 200 x 320 cm with elastic fenestration 6 cm, reinforcement and tube holders

Light blue 3 ply

281635

1

## EQUIVET Bilateral Extremity Set, sterile

- 1 x wrapping table cover, reinforced, 160 x 200 cm
- 1 x drape 200 x 320 cm with two elastic fenestration 6 cm, reinforcement

Light blue 3 ply/

281636

1



## EQUIVET Arthroscopy Set, sterile

Cat. No Pk. size

- 1 x wrapping table cover, reinforced, 160 x 200 cm
- 1 x adhesive tape 10 x 50 cm
- 2 x towels 30 x 40 cm
- 2 x urology SMS surgical gowns XL
- 1 x stockinette 22 x 100 cm
- 1 x drape 250 x 500 cm with two rectangular fenestration 10 x 32 cm covered with elastic film and reinforcement

Light blue 2 ply

281634

1

# KRUUSE Equine Equipment



## EQUIVET Colic Gown, sterile

Cat. no Pk. size

Reinforced total outer protection. PE/Non woven on the front and on the sleeves, non woven hydrophobic SMS on the back 4 x belts and 2 x towels

Size M, W 145 cm, H 120 cm

281640 1

Size L, W 150 cm, H 130 cm

281641 1

Size XL, W 160 cm, H 140 cm

281642 1

Size XXL, W 170 cm, H 150 cm

281643 1



## Camera Drape

Cat. no Pk. size

To keep camera and tube sterile

KRUUSE Camera Drape 18 x 250cm, sterile

281649 1



## Stapler

Cat. no Pk. size

The Royal™ single-use skin stapler has application in abdominal, gynecological, orthopedic, and thoracic surgery for closure of skin.

Royal 35W stapler, disposable. Sterile

152129 1



## EQUIVET Needle Holder

Cat. No Pk. size

Unique design makes it ideal in narrow cavities such as cervix etc. Comes with tungsten carbide inserts.

EQUIVET needle holder TC Gold 40cm

141975 1



Reinforced holes for sutures



## Equine Stent Bandage® for celiotomy wounds after colic surgery

Cat. No Pk. size

The Equine Stent Bandage® is a sterile non-adhesive and absorbent wound dressing.

Incisional infections are common in horses after colic surgery. There is a clinical impression that the use of a stent bandage reduces the prevalence of such infections. A recent comparative retrospective study by Tnibar et al. (2012, 2012a, 2013b) demonstrated, that the use of a stent bandage significantly reduced the likelihood of incisional infection in horses undergoing exploratory coeliotomy for colic.

According to this study, the odds of incisional infection decreases by approximately 90% if a given surgeon changes from using no stent bandage to using a stent bandage.

### How to use Equine Stent Bandage®

- Use an Aluminium Spray (e.g. KRUUSE Aluminium Spray cat. no 161035) on the wound after closure of the incision.
- Apply the appropriate size of Equine Stent Bandage® over the wound.
- Suture the stent bandage over the wound using a USP 2 non-absorbable monofilament.
- Suture pattern consists of 6 interrupted sutures using a double inverted Z bite in the skin at each side of the bandage. Two of the sutures are placed over the bandage 1 cm from the caudal and cranial edges of the bandage.
- Water-impervious, protective adhesive drape/film is applied over the Equine Stent Bandage® during recovery from anaesthesia.
- Remove the adhesive drape/film just after recovery to avoid humidity accumulation in the bandage.
- If the Equine Stent Bandage® remains in place and is dry or minimally wet, it can be left on for up to 5 days.
- After the Equine Stent Bandage® is removed; an abdominal bandage is applied over the wound and changed every 48–72 hr. until removal of wound staples or sutures.

The Equine Stent Bandage® is developed in collaboration with Aziz Tnibar, DVM. PhD, Diplomate ECVS (European Specialist in Equine Surgery).

### References

A. Tnibar, K. Grubbe Lin, K. Thurøe Nielsen, M.T. Christophersen, C. Lindegaard, T. Martinussen, and C.T. Ekstrøm. Effect of a stent bandage on incisional infection following exploratory celiotomy in colic horses: a comparative retrospective study. Proceedings, 59th American Association of Equine Practitioners (AAEP) annual meeting, Anaheim, California, December 2012.

A. Tnibar et al. Effect of a stent bandage on incisional infection following exploratory celiotomy in colic horses: a comparative retrospective study. Proceedings, 23 Annual Scientific Meeting of the European College of Veterinary Surgeons, Rome, July, 2013a.

Tnibar A, Grubbe Lin K, Thurøe Nielsen K, et al. Effect of a stent bandage on the likelihood of incisional infection following exploratory coeliotomy for colic in horses: A comparative retrospective study. Equine Vet J. 2013b Sep;45(5):564-9.

Equine Stent Bandage 32 x 15 cm, 10/pk	165060	1
Equine Stent Bandage 37 x 15 cm, 10/pk	165061	1

Scan QR code to see video





## KRUUSE Recovery Bandaging

Cat. no Pk. size

3-dimensional elastic wrap which ends in a wide foam part covered in velour adhesive to TRIHOOK>(\*Extra strong adhesive strip)  
Interior pocket lined with a monofilm pad 1 cm thick which acts as an air cushion covering the lower abdomen. Easier for the horse to stand up. Full protection in case of violent recovery.  
Maximum immediate post-operative protection for the first hours after the surgery.

KRUUSE Foal Recovery Bandaging, size S	165200	1
KRUUSE Foal Recovery Bandaging, size M	165201	1
KRUUSE Foal Recovery Bandaging, size L	165202	1
KRUUSE Equine Recovery Bandaging, size S	165203	1
KRUUSE Equine Recovery Bandaging, size M	165204	1
KRUUSE Equine Recovery Bandaging, size L	165205	1

## KRUUSE Post Colic Surgery Kit

Fit in less than three minutes the perfect post-operative bandaging.



Externally: Foam covered in velour adhesive to TRIHOOK \*  
(\*extra strong adhesive strip)

Internally: 100% skin friendly cotton.

- Breathable
- Finishing with elastic ribbon
- No sores or friction points.

### The kit includes:

- 1 abdominal wrap with a removable pocket which is washable. The mesh can be slit to replace absorbent drainage pad inside.
- 2 replacement interior pockets
- 3-4 dorsal straps (depending on the size)
- 1 breast strap

KRUUSE Foal Post Colic Surgery Kit, size S	165206	1
KRUUSE Foal Post Colic Surgery Kit, size M	165207	1
KRUUSE Foal Post Colic Surgery Kit, size L	165208	1
KRUUSE Equine Post Colic Surgery Kit, size S	165209	1
KRUUSE Equine Post Colic Surgery Kit, size M	165210	1
KRUUSE Equine Post Colic Surgery Kit, size L	165211	1



Scan QR code to see video

## KRUUSE Equine Scrotum Strap

This strap is an addition to the Post Colic Surgery Kit and only for male horses.

The strap has three adjustment points. The goal is to adjust the small hollow just in front of the penis to avoid that the horse urinates inside the abdominal wrap.

Use: Fit the adjustment in the middle just in front of the penis and fasten on the dorsal strap.



KRUUSE Equine Scrotum Strap, size S	165320	1
KRUUSE Equine Scrotum Strap, size M	165321	1
KRUUSE Equine Scrotum Strap, size L	165322	1



## BUSTER Absorbent Cover

Cat. No Pk. size

Disposable 2-ply op covers. Top layer of absorbent paper applied to polythene cover. Will absorb fluid and blood from operation field. Peel-pack. Adhesive spray used for application.

BUSTER absorbent cover 38x45 cm, 25/pk	141870	80
BUSTER absorbent cover 45x75 cm, 25/pk	141871	24
BUSTER absorbent cover 75x90 cm, 25/pk	141872	16



## BUSTER Sterile Cover

Cat. No Pk. size

Disposable, sterile packed. Flexible green plastic covers in peel-pack.

BUSTER sterile cover 30x45 cm, 25/pk	141765	10
BUSTER sterile cover 60x90 cm, 25/pk	141770	10
BUSTER sterile cover 90x120 cm, 25/pk	141780	10
BUSTER sterile cover 120x120 cm, 25/pk	141840	8
BUSTER sterile cover 120x180 cm, 25/pk	141850	5
BUSTER sterile cover 120x250 cm, 25/pk	141845	4



## KRUTEX Disposable Operation Coats

Cat. No Pk. size

Practical set containing one coat and two towels (10 x 30 cm). The coat is made from non-woven SMS (spunbond+meltblown+spunbond). Water, blood and oil-repellent. Ribbed cuff and with a tie string at the waist.

KRUTEX Basic operation coat 120 cm, sterile, M, 50/pk	260565	1
KRUTEX Basic operation coat 125 cm, sterile, L, 50/pk	260566	1
KRUTEX Basic operation coat 130 cm, sterile, XL, 50/pk	260567	1

## Cap and Face Mask

Cat. No Pk. size



Disposable cap green, 100/pk	260650	1
KRUTEX face mask with straps, green, 50/pk	260654	1

LANA Anaesthetic Machine and Vaporisers

Cat. No Pk. size



LANA - a combined anaesthetic machine for LARGE and SMALL animals and the machine incorporates significant benefits for large animal anaesthesia: Less resistance to breathing than conventional circuits

The LANA hose-in-hose breathing circuit replaces conventional bulky twin hoses. The uni-directional silicone valves are incorporated within the 52 mm inner and the 82 mm outer hose. All hoses are reinforced by a stainless steel coil and are autoclavable.

Lower dead space than conventional connectors

Short polycarbonate endotracheal tube connectors: 25, 30 and 35 mm. Other sizes on request.

Significantly lower cost of maintenance of anaesthesia

The LANA breathing circuit is pressure tested to eliminate leaks.

This enables low fresh gas flow rates (2-3 l/min) to be used in large animals down to 0.1 l/min in small animals.

The LANA machine can be used in the field as a TRANSPORTABLE unit For field use a portable medical oxygen cylinder can be carried in the trolley cylinder support (supplied).

Oxygen flush (by-pass) valve The KDK80 Flow Meter has a range of 0-8 liters of oxygen per minute with click settings at 0, 1, 2, 3, 4, 6 & 8 l/min. The oxygen flush enters the breathing circuit beyond the vaporizer and operates at all settings for rapid filling of the breathing bag.

Standard outfit

All LANA machines have been thoroughly checked before leaving the factory and are as standard supplied with the following components:

- Mobile stand complete with trolley and cylinder support
- Hose-in-hose breathing circuit for large animals
- Occluding plug for hose-in-hose assembly
- Endotracheal tube connectors, 20, 25, 30 and 35 mm (other sizes available)
- Large carbon dioxide absorber, capacity 4.2 kg of soda lime (lasting approx. 3 hours in a 500 kg animal). The LANA carbon dioxide absorber is filled and emptied within 1 to 2 minutes through a 50 mm wide opening without detaching it from the machine
- Absorber can rotate 180 degree for easy emptying



LANA Anaesthetic Machine for large and small animals

271450 1

Vapouriser Halothane

271460 1

Vapouriser Isoflurane Highflow 5%

271461 1







## KRUUSE Silicone Endotracheal Tubes

Cat. No Pk. size

Cuffed Silicone endotracheal tube used to deliver anaesthetic gases after oral intubation into the desired position. The inflated balloon cuff prevents gas loss during assisted respiration. Silicone tapered connection will allow easy connection to most anaesthetic machines. High quality silicone tubes for equine use at an affordable price

- Soft and flexible
- Minimal discomfort to the patient
- Fully transparent
- Universal connector guarantees that all sizes easily fit your anaesthetic machine
- Can be sterilised at max. 115° C for max. 20 minutes

KRUUSE Silicone Endotracheal Tube I.D. 14 mm, O.D. 19 mm, L. 57 cm	282200	1
KRUUSE Silicone Endotracheal Tube I.D. 16 mm, O.D. 22 mm, L. 70 cm	282210	1
KRUUSE Silicone Endotracheal Tube I.D. 18 mm, O.D. 24 mm, L. 75 cm	282220	1
KRUUSE Silicone Endotracheal Tube I.D. 20 mm, O.D. 26 mm, L. 90 cm	282230	1
KRUUSE Silicone Endotracheal Tube I.D. 22 mm, O.D. 30 mm, L. 90 cm	282240	1
KRUUSE Silicone Endotracheal Tube I.D. 24 mm, O.D. 32 mm, L. 90 cm	282250	1
KRUUSE Silicone Endotracheal Tube I.D. 26 mm, O.D. 35 mm, L. 100 cm	282260	1
KRUUSE Silicone Endotracheal Tube I.D. 28 mm, O.D. 39 mm, L. 100 cm	282270	1
KRUUSE Silicone Endotracheal Tube I.D. 30 mm, O.D. 42 mm, L. 100 cm	282280	1

## Repair of KRUUSE Silicone E. T.

Cat. No Pk. size

Adhesive for silicone cuff repair

Adhesive for silicone cuff repair

Cuff repair of silicone tube - 14

Cuff repair of silicone tube - 16

Cuff repair of silicone tube - 18

Cuff repair of silicone tube - 20

Cuff repair of silicone tube - 22

Cuff repair of silicone tube - 24

Cuff repair of silicone tube - 26

Cuff repair of silicone tube - 28

Cuff repair of silicone tube - 30

Adhesive for silicone cuff repair	282202	1
Cuff repair of silicone tube - 14	282201	1
Cuff repair of silicone tube - 16	282211	1
Cuff repair of silicone tube - 18	282221	1
Cuff repair of silicone tube - 20	282231	1
Cuff repair of silicone tube - 22	282241	1
Cuff repair of silicone tube - 24	282251	1
Cuff repair of silicone tube - 26	282261	1
Cuff repair of silicone tube - 28	282271	1
Cuff repair of silicone tube - 30	282281	1



## KRUUSE Equine Silicone Recovery Tubes

Cat. No Pk. size

Silicone nasal non-cuffed tube used to ensure a patent airway during recovery after surgery. The silicone funnel fitting avoids migration of the tube. Max. sterilisation temperature 134°C for 3 minutes.


KRUUSE Silicone Recovery Tube I.D. 10 mm, O.D. 14 mm, L. 25 cm

KRUUSE Silicone Recovery Tube I.D. 14 mm, O.D. 19 mm, L. 30 cm

KRUUSE Silicone Recovery Tube I.D. 14 mm, O.D. 19 mm, L. 40 cm

KRUUSE Silicone Recovery Tube I.D. 10 mm, O.D. 14 mm, L. 25 cm	282290	1
KRUUSE Silicone Recovery Tube I.D. 14 mm, O.D. 19 mm, L. 30 cm	282292	1
KRUUSE Silicone Recovery Tube I.D. 14 mm, O.D. 19 mm, L. 40 cm	282294	1





## Large Animal Endotracheal Tubes with Balloon

Cat. No Pk. size

KRUUSE high quality endotracheal tubes can be sterilized by autoclaving providing that temperature does not exceed 134° C or they can be sterilized by ethylene oxide. Dry heat sterilization should NOT be used.

Endotracheal tube for large animals 18 mm	272044	1
Endotracheal tube for large animals 20 mm	272045	1
Endotracheal tube for large animals 25 mm	272046	1
Endotracheal tube for large animals 30 mm	272047	1
Endotracheal tube for large animals 35 mm	272048	1
Endotracheal tube for large animals 40 mm	272049	5



## Günter Mouth Gag

Cat. No Pk. size

Can be used during dental work and very useful when placing an endotracheal tube

Günter Mouth Gag	210230	1
------------------	--------	---



## Nylon Connectors for Endotracheal Tubes

Cat. No Pk. size

E.T. Connector, nylon 18 mm	272008	1
E.T. Connector, nylon 20 mm	272005	1
E.T. Connector, nylon 25 mm	272009	1
E.T. Connector, nylon 30 mm	272010	1
E.T. Connector, nylon 35 mm	272006	1
E.T. Connector, nylon 40 mm	272007	1



## Large Animal Re-breathing Bags

Cat. No Pk. size

Black antistatic rubber.

Vet re-breathing bag 15 l	271647	1
Vet re-breathing bag 30 l	271648	1



## KRUUSE NewLife Oxygen Generator

Cat. No Pk. size

Small economic oxygen generator supplying up till 8 litres of oxygen by 90% oxygen content at a pressure of 1.37 bar (20 psig/138 kPa). A user-friendly unit with an EcoCheck® Oxygen Monitor, a system monitoring that the oxygen content stays above 85%. An alarm indicates if any problems with oxygen content, drop of pressure or power failure occurs. Weight: 24.5 kg

KRUUSE NewLife Intensity Oxygen Generator	271609	1
---	--------	---



## EQUIVET Head Protector

Cat. No Pk. size

Lightweight. Double padding around the eyes. Adjustable straps for contour fit. Protects the head during surgery, recovery, transport and other purposes.

EQUIVET Head Protector, regular

281578 1



## EQUIVET Sling

Cat. No Pk. size

Designed at Bristol University Veterinary School the EQUIVET Sling provides the facility for lifting, as well as supporting horses in the standing position. FEATURES

Easy fitting to either standing or recumbent animals.

Precision tailoring ensures a secure and comfortable fit.

Padded areas at pressure points to prevent nerve damage.

Adjustable to facilitate larger and smaller animals.

Central shackling point allows the animal to turn, or be turned.

Strong construction from synthetic materials facilitates sterilization after use.

High quality materials used.

Proof tested, with 1 tonne SWL (safe working load).

Lifting capacity: 750 kg

The EQUIVET Sling is only suitable for use by experienced equine veterinarians and it should be noted that sedation may be required on certain animals.

Used in conjunction with a hoist or winch, which must have a SWL that exceeds the gross weight of the horse being lifted or supported

EQUIVET Sling

281562 1

## EQUIVET Transport Hobbles

Cat. No Pk. size

Transport hobbles in soft polyester for lifting the horse from the knock down box to the surgery table and back to the recovery room. Maximum lift 1200 kg.

EQUIVET Transport Hobbles (2)

281558 1



**Vet Trends V Multiparameter Monitor**

Cat. No Pk. size



The Vet Trends™ V is truly a State of the art Veterinary Vital Signs monitor. The Vet Trends™ V offers one of the most simple and intuitive user interfaces in the market today yet still manages to provide the clinician with all the features required in the veterinary environment:

- Very simple and intuitive user interface designed especially for veterinary use
- Large high definition colour screen
- Electrocautery rejection (preventing cautery or laser use to affect ECG during surgery)
- In-Line Logic™ prevents the clinician from ever having to view a waveform not aligned with the appropriate numerical value
- Simplicity of operation with single function buttons and no confusing trim knob
- In-Line logic™ and single function button use make staff training a breeze
- Built-in printer producing a long lasting diagnostic quality printout
- Nellcor's veterinary digital SpO<sup>2</sup>
- Low flow EtCO<sup>2</sup>
- Newest non-invasive blood pressure technology uniquely designed from the ground up for veterinary patients
- Core body temperature
- Invasive blood pressure

Vet Trends V multiparameter monitor 290202 1

**Cardell Blood Pressure Monitor**

Cat. No Pk. size



Provides systolic, diastolic; mean arterial pressure and heart rate in seconds. STAT mode provides continuous readings for five minutes with 10 second pause between. Pulse rate range from 20 to 300 beats/min. Manual and automatic mode for readings. Set auto measurement from 1-90 minutes. AC or rechargeable battery (4 hours). Works on 100 to 240 volts. Stores 99 minutes of readings or last 5 hours.

Blood Pressure Monitor Cardell BP 9401 290175 1

**MedAir LifeSense**

Cat. No Pk. size



The LifeSense® Vet is a multiparameter monitor. The monitor measures and displays end-tidal carbon dioxide (EtCO<sub>2</sub>) and fractional inspired CO<sub>2</sub> (FiCO<sub>2</sub>) values, respiration, functional oxygen saturation of arterial hemoglobin (SpO<sub>2</sub>), and pulse rate of intubated animals. The distinct widescreen display also serves as a user-friendly touch panel where all settings and adjustments are made.

**Features:**

- Widescreen touch panel display
- MedAir™ EtCO<sub>2</sub> technology
- Nonin PureSAT® SpO<sub>2</sub> technology
- Capnograph and plethysmograph display
- Gas output connects to anaesthesia scavenger system
- For use on small to large animals
- Rechargeable battery

MedAir LifeSense multi-parameter monitor 291070 1

## MedAir RespSense

Cat. No Pk. size

MedAir RespSense VET monitor offers MedAir capnography technology that measures and displays end-tidal carbon dioxide (EtCO<sub>2</sub>), fractional inspired CO<sub>2</sub> (FiCO<sub>2</sub>) and respiration rate of intubated animals. The widescreen display also serves as a user-friendly touch panel where all settings and adjustments are visible.



### Features:

- Widescreen touch panel display
- MedAir™ EtCO<sub>2</sub> technology
- Numerical and waveform display of EtCO<sub>2</sub> data
- Gas output connects to anaesthesia scavenger system
- 1.5 hours of EtCO<sub>2</sub> trending history on-screen
- For use on small to large animals
- Rechargeable battery

MedAir RespSense VET capnograph

291060

1

## MedAir PulseSense

Cat. No Pk. size

PulseSense VET is a portable oximeter equipped with NONIN® PureSAT® SpO<sub>2</sub> veterinary technology. This monitor can be used in a variety of clinical applications, including spot-checking or continuous monitoring where alarms are required.



### Features:

- Widescreen touch panel display.
- NONIN PureSAT SpO<sub>2</sub> technology.
- Patented veterinary lingual clip sensor.
- Numerical pulse rate display.
- Numerical and plethysmograph SpO<sub>2</sub> displays.
- 1.5 hours of SpO<sub>2</sub> and pulse rate trending history on-screen.
- For use on small to large animals.
- Rechargeable battery

MedAir PulseSense VET pulse oximeter

291050

1

## KRUTECH Infusion Pump

Cat. No Pk. size

The VIP 2000 multi-functional infusion pump has been designed to combine high levels of safety and performance together with very easy and reliable operation. The VIP 2000 is a light and compact pump, employing advanced technology for maximum user friendliness and performance. A really great feature of the VIP 2000 is ease of operation. The numeric keypad and full text LCD menu screens make changing settings straight forward and fast. The most commonly used of the VIP 2000 six operating programs is the continuous program. This allows the operator to set a specific volume at a specific flow rate. The continuous program is used to maintain fluid levels during anaesthesia and throughout the recovery phase. The pump incorporates both active and passive safety features and can be configured to fit individual requirements, giving it a true multi-task capability.

It is suitable for delivering intravenous fluids, drugs and TPN solutions and blood and can be used in both arterial and venous infusions. The pump is suitable for epidural, subcutaneous and IV applications.




KRUTECH infusion pump VIP 2000

230625

1

## VetArt 980 II Diode Laser

Cat. No Pk. size



The rapid adaption of laser surgery makes it a growing modality in veterinary medicine, expanding to more and more clinics, hospitals and specialty practices.

A laser is a device that generates an intense beam of coherent light, that can cut, seal and vaporize tissue. The VetArt 980 II diode laser operates in the wavelength of 980 nm, which is absorbed in melanin and oxyhemoglobin.

This wavelength makes VetArt 980 diode laser a powerful surgical and dermatological tool, with sufficient energy to handle a long list of applications possible in a modern veterinary practice.

The diode laser performs like an advanced electrical surgical knife, with additional and enhanced features.

What can a VetArt 980 diode laser do for you?

The laser is ideal for a wide variety of procedures, soft tissue surgery for horses, dogs, cats, birds, reptiles and more. The VetArt 980 diode laser can be used with a variety of hand pieces for surgical and dermatological applications or as a bare fiber solution in combination with endoscope surgery.

What are the benefits of using a VetArt 980 diode laser?

Laser surgery offers substantial clinical benefits over standard surgery. The interaction of laser energy and tissue causes less pain, bleeding and swelling resulting in quicker recovery time and shorter hospital stay and less traumatic for the patient.

**Less pain:** The diode laser beam seals nerve endings as it incises through tissue. This ultimately reduces the amount of pain that an animal feels during and after surgery.

**Less bleeding:** When making an incision, the diode laser beam cauterizes and seals blood vessels. This laser energy achieves hemostasis and provides the surgeon with a virtually bloodless surgical field.

**Less swelling:** When there is no physical contact between the diode laser and the surgical region this will eliminate the crushing, tearing and bruising of tissue normally associated with traditional surgical methods. Lymphatic vessels are also sealed, and tissue traction is reduced.

The VetArt is compact and portable. The QSC connector is a special safety feature that prevents dirt from entering into the fiber system which will destroy the fibers.

VetArt 980 II Diode Laser 30 W	141800	1
Bare fiber for Diode Laser, 600 µm, 3 m, sterile	141801	1
Protective eye-wear for diode laser, 960-1000 nm	141802	1





## Emasculator Haussmann

Cat. No Pk. size

For castration of horses.

Emasculator Haussmann curved 18 cm, standard quality	200050	1
Emasculator Haussmann curved 26 cm, European quality	200066	1
Emasculator Haussmann 31 cm, standard quality	200055	1
Emasculator Verboeczy 30 cm, standard quality	200075	1



## Emasculator Serra

Cat. No Pk. size

Excellent emasculator for equine castration for one hand use. A concave cutting plate draws the cord concentrically into the jaws of the castrator, whereby slipping of the cord is avoided. The cord and surrounding strands are centrally gripped, pressed together and cut through. Reduces tissue slippage and post-op haemorrhage.

Emasculator Serra 36 cm	200120	1
-------------------------	--------	---



## Emasculator Reimer

Cat. No Pk. size

This forceps has a double crushing part. The cutting lever is worked separately. This allows extra time for crushing action and diminishes bleeding.

Emasculator Reimer 31 cm	200122	1
--------------------------	--------	---




## Sands Castration Forceps

Cat. No Pk. size

Draws the cord concentrically into the jaws, thus preventing slipping of the cord. Haemorrhage is reduced to a minimum; ratchet holds forceps locked. The flexibility of the handles have been improved which makes the use of this instrument a lot easier.

Sands Castration Forceps 31 cm	200126	1
Sands Castration Forceps 31 cm, curved model HHP	200121	1



## EQUIVET Castration Assist

Cat. No Pk. size

Instrument developed to effectively reduce the power required to fully engage the handle.

EQUIVET Castration Assist	200130	1
---------------------------	--------	---

## Portable X-ray unit with battery



Light, simple and efficient Generator for equine exams.

- Hybrid: Device can be operated by internal battery or by external power supply
- Great advantage for outdoor radiography
- Innovative approach by high performance lithium-ion polymer battery
- Approx. 400 exposures by just one charging
- Strong body against external shock and contamination
- Exclusive remote controller using by hand switch
- Integrated WiFi module for working without any cables
- Output Tube Vol. / Current: 90kV / 20 mA
- Voltage range: 50 -100 kV in 1 kV steps
- mAs Range: 0,4mAs -20mAs 25 steps
- Max. output: 1,6 kW at 80 kV

### Features:

- 7 - segment LED read out reversible, Hand switch remote control function
- PROM Memory: 15 APR
- Weight: 6,8 kg
- Dimensions: 203 x 174 x 307 mm
- Battery Li-polymer
- Capacity (mAh): 4800
- Exposures (approx.): 400
- Charging time: Less than 3 hours

Econet Portable X-ray unit with battery VET 20BT

283043

1

## Portable X-Ray unit PXP-60 HF



### Features:

- Economic price for veterinary practitioners
- Ultra light weight & compact size
- Constant X-ray output without influence of line power fluctuation
- Equipped new remote control functions
- Flat touch panel & digital display
- LED readout / Display reverse switch
- Scale tape for SID measurement
- Built-in halogen collimator and laser pointer
- Power requirement : 110 / 220 VAC, 50 / 60 Hz
- Standard Accessories: Power cord cable, exposure hand switch, metal carrying case and manual

- X-ray output : 60 mA / 100 kVp
- Generator : 70 kHz, HF Inverter Type
- kV Range : 50-100 kV / 1 kV Step
- mAs Range : 0.4 to 100 mAs
- Light weight : 13 kg
- High power : 3.2 kW
- PROM memories for 8 selections

Portable X-Ray unit PXP-60 HF

283086

1

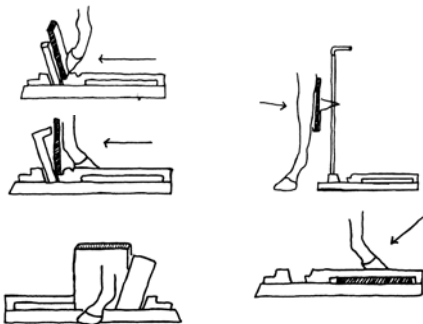




**EQUIVET X- Ray Positioner**

Cat. No Pk. size

Equine practioners know that consistent positioning and repeatable views are important for good diagnostic radiographs of the equine limb. Clinical field situations often result in varying angles, distance and exposure. Lesions (particularly on the navicular bone and the 3rd phalanx) can be obscured or eliminated by variations in the radiographic position. The EQUIVET X-Ray positioner is a very handy and space saving unit which easily can be transported in the practice car.



1. Navicular/P3 Dorso-Ventral view.
2. Anterior/Posterior and Oblique Views of Fetlock/Pastern.
3. Pastern/Fetlock Lateral View.
4. Carpus/Hock View.
5. 3rd Phalanx Views.

EQUIVET X- Ray Positioner

283210 1




**EQUIVET X-Ray Cassette Holder, Telescopic**

Cat. No Pk. size

Safe and steady holder for the usual sizes of X-ray cassettes without exposing yourself to radiation. The holder can be adjusted to all angles.

EQUIVET X-Ray cassette holder with telescope handle

283139 1



**EQUIVET X-Ray Frame**

Cat. No Pk. size

For carpus and hock

EQUIVET X-Ray frame stainless steel , 24 x 30 cm

283140 1



**X-Ray Clip**

Cat. No Pk. size

X-RAY clip with international description indicating the four legs. The clip is fastened onto the cassette with a mounted clip.

Equine X-RAY Clip LF/RF/LH/RH

283080 1

## Televet 100 - Telemetric ECG & Holter

Cat. no Pk. size

With traditional ECG systems the veterinary surgeon has been limited to resting ECG. Now with the development of Televet the veterinary surgeon is able to monitor the animal during its normal daily activities. This allows to diagnose cardiac rhythm abnormalities which may only occur during exercise or at rest. The Televet 100 provides a telemetric two channel (3 / 6 vector) ECG system. It has been especially developed to be used for small and large animals. The Televet 100 allows convenient ECG recordings at rest as well as during exercise with an excellent quality even during strenuous exercise. In telemetric mode the Televet 100 transmits data in real-time. The ECG is displayed on a notebook or PC and it is stored on the hard disk. In Holter mode, data is stored on a standard SD-Card which is plugged into the ECG device for up to 30 hours. A telemetric connection to host PC or notebook is not required in this mode. Telemetric mode and Holter mode can be used in parallel, this ensures that an ECG is always recorded. The system includes software which enables ECG recordings to be reviewed at any time, printed or emailed for a second opinion.

### Technical Data:

Channels: Two; for simultaneous recording of Einthoven I,II,III and Goldberger aVR, aVL, aVF  
 Range: 100m clear range  
 Batteries: 2 Mignon Alkaline (Type AA)  
 ECG devices per PC: Up to 7, depending on performance of the PC  
 Sampling rate: 500 Hz  
 Frequency Range: 0.05 Hz – 100 Hz

### System requirements:

- Windows XP SP2 or later
- PC or Notebook with min. 800 MHz clock frequency
- Minimum 256 Mb RAM
- USB Version 1.1 or newer
- SD card reader
- Recommended graphics resolution 1024 x 768 or higher

### Features:

- Wireless telemetric transmission of ECG to PC or notebook
- Two channel ECG for small and large animal
- Holter ECG (>24h) on standard SD-Card
- Clear range of about 100 m (Bluetooth Class 1)
- Very small: Weight: 145 g.  
 Size: H: 12.0 cm, L: 6.5 cm and D: 2.2 cm

### Televet 100 includes:

Transmitter, Bluetooth Class 1 receiver, 256 Mb SD storage card, Televet software, 1 bag of 40 KRUUSE ECG Electrodes (Cat. No 291310), protection bag and carrying case.

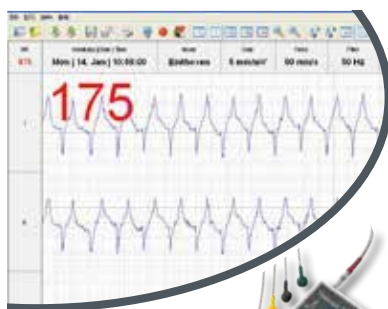
Televet 100 - Telemetric ECG & Holter	291300	1
Televet 1GB SD-card	291303	1

## Televet Patient cables

Cat. no Pk. size

Patient cables are not included, and need to be ordered separately

Televet Patient cable, Equine	291301	1
Televet Patient cable, Small Animal	291302	1





## KRUUSE ECG Electrodes

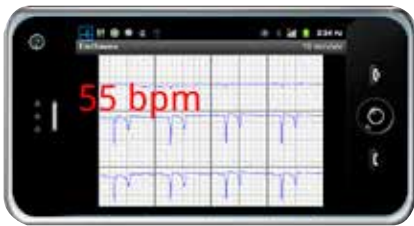
Cat. no Pk. size

These Ag/AgCl electrodes are free of latex and with Aqua-Wet gel for fast pick-up of the ECG signal. The electrodes have great adhesive effect which often makes it possible to apply the electrodes without any removal of haircoat.

KRUUSE ECG Electrodes 40/pk

291310

1



## Mobile Gateway Kit

Cat. no Pk. size

By employing a phone to connect the Televet 100 to the mobile phone infrastructure (GPRS, EDGE, 3G or others), the real time and heart rate data is supplemented by data from the Global Positioning System (GPS). As a result ECG and Heartrate can be monitored together with speed, altitude, tracking information etc.

- With the Televet Mobile Option a cell phone connects to the Televet 100 and transmits the ECG data from anywhere
- Available on any mobile network
- Used for Exercise Physiology Applications
- Rider can monitor heart rate and speed on handheld device, veterinary monitors ECG, heart rate, speed and position on her/his laptop
- Optional ECG display on handheld device for initial check of trace quality

The Televet Gateway Option provides mobility for you and your patient.

### It consists of:

- Televet mobile phone software
- The Mobile ECG Viewer for Android
- Access to the Televet Gateway Portal
- The mobile phone hardware is not part of "Televet Gateway Option"

Mobile gateway kit

291305

1



## Televet Bluetooth Hub

Cat. no Pk. size

The Televet Bluetooth Hub is ideal solution in an ICU settings. Televet Bluetooth Hub feeds the ECG signal into the clinics internal network.

- Real-time conversion of ECG real-time stream from Bluetooth to the clinic's internal network
- Support for up to seven Televet 100 devices in parallel
- Automatic reconnect to Bluetooth for ECG stream in case the patient was out of reach
- Monitoring of up to 4 patients at a time per Monitoring Station
- No need for Bluetooth Support at the Monitoring Station
- Multiple Monitoring Stations supported on a single Bluetooth Hub

Streaming of the ECG data via the Bluetooth Hub is not limited to the clinic's internal network only. By additional use of the Televet Gateway (see Televet Mobile Option) the streams are accessible any time from any location, even at night from the veterinarian's home.

Televet Bluetooth Hub

291304

1



## KRUUSE Televet Electrode Support

Cat. No Pk. size

The KRUUSE Televet Electrode Support is developed to keep Televet and patient cables with electrodes in place and protected. It can be used in an ICU set-up as well as during lunging in an arena. The KRUUSE Televet Electrode Support is a dual band divided into three parts. One on each side to protect cables and electrodes and a middle flap for the Televet.

The KRUUSE Televet Electrode Support is fixed with a breast strap to ensure that it stays in place.

A practical and safe way to use the Televet.

KRUUSE Televet Electrode Support, size M

165237 1

KRUUSE Televet Electrode Support, size L

165238 1



Scan QR code to see video



## Panascope Stethoscope

Cat. No Pk. size

Panascope economy model

291260 1

Panascope standard model

291270 1

Panascope de luxe model

291280 1



## Sprague Stethoscope

Cat. No Pk. size

Dual head with separate double tubing. Comes complete with 3 sparebells, 2 spare sets of ear pieces and 2 spare diaphragms. Specially designed for veterinary use, with 60 cm long tubing.

Stethoscope, Sprague black

291288 1



## Ultrasound Gel

Cat. No Pk. size

The ultimate gel for advanced ultrasound examinations. This gel is water soluble and hypoallergenic. Tissue and transducer friendly. After use remove the gel with tissue or rinse with water.

Echophonic ultrasound transmission gel, 250 ml

290690 12

Echophonic ultrasound transmission gel, 5 l

290692 1



## EQUIVET B. A. L. Catheter

Cat. No Pk. size


Broncho-Alveolar-Lavage Catheter with ballon (10 cc) I.D. 2,5 mm and O.D. 10 mm This catheter is designed to perform lavage on the equine lung. The BAL catheter can also be used for cytology or culturing the airways. The catheter is inserted nasally. The cuff inflated when in position. A 3-way tap is used for administration and aspiration of fluid (Cat. no 230648) not included.

EQUIVET B.A.L. catheter 240 cm

240607 1

KRUUSE Three way tap, sterile, 50/pk

230648 20



## EQUIVET Endoscope Flushing Catheters

Cat. No Pk. size

EQUIVET Endoscope flushing catheter 2,3 mm x 220 cm, sterile

240611 1

EQUIVET Gastroscope flushing catheter 2.3 mm x 400 cm, sterile

240617 1



## EQUIVET Guttural Pouch Guide

Cat. No Pk. size

For easy introduction of the scope into the guttural pouch. Push the guide through the biopsy channel of the endoscope with the biopsy channel placed closest to the guttural pouch entrance. Pass the tip of the guide into the guttural pouch and afterwards turn the scope 180°.

EQUIVET Endoscope Guttural Pouch Guide, sterile, 2mmx220cm

240618 1





## Equine Haler

Cat. No Pk. size

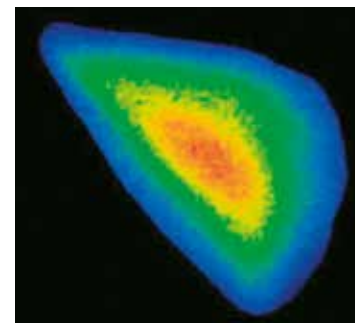
The Equine Haler is an inhalation device, which has been developed specifically for accurate administration of Pharmaceuticals to horses with inflammatory respiratory diseases including chronic obstructive pulmonary disease (recurrent airway obstruction - RAO). The Equine Haler is a convenient method of administering all available types of metered dose inhalers (MDI) to horses. One treatment takes 1-2 minutes.

Equine Haler, inhalation mask

240612 1

Equine Haler valve kit, valve flap and aerosol-retainer

240613 1



Centre for Equine Studies, Animal Health Trust, Newmarket, UK.

The image shows the distribution of radiolabelled fluticasone propionate administered at a dose of 3.5 ug/kg bodyweight to an unsedated 250kg pony from a metered dose inhaler (MDI; 250ug per actuation) using the Equine Haler. The red line shows the approximate lung border as determined subsequently using Tc-MAA. The aerosol penetrates to the lung periphery and the pattern of deposition of the labelled fluticasone propionate also approximates that expected for ventilation using radioactive krypton gas.



## EQUIVET Inhalator Model Nebul

Cat. No Pk. size

Complete including compressor. This nebuliser is developed with the scientific support of Professor P. Lekeux, University of Liege. The nebuliser consists of a facemask with 3 atomizers and a compressor. This device produces particles with a size below 5 microns. Only these small particles are able to reach the trachea, the bronchi, the bronchioles and the alveoli. Almost any drug in liquid form can be atomized with this inhalator.

EQUIVET inhalator model Nebul incl. compressor

240602 3

Nebulizer for inhaler model Nebul 3/pk

240603 1

Mask for inhaler model Nebul

240609 1



# Helpfull hints


(Courtesy of University of Copenhagen Large Animal Clinic, Denmark)



## Daily flushing of the guttural pouch.

Procedure:

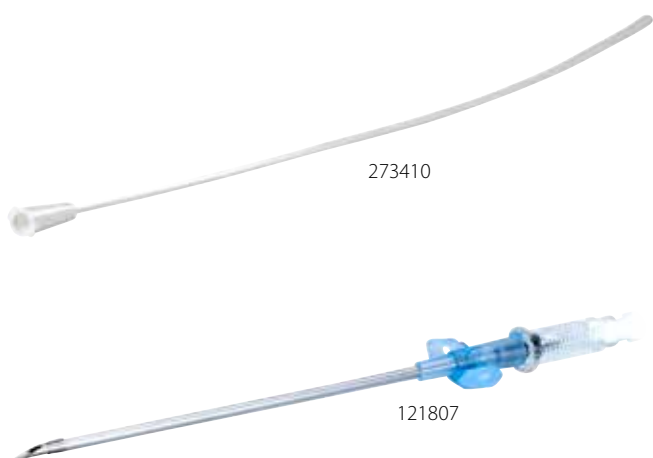
- 1) A Foley catheter (16fr 55cm, Cat. No 340807) is introduced into the nostril and advanced using the stylet (2x635 mm, Cat. No 340808). Prepare the stylet with silicone spray. The stylet has to be bent 6 cm from the end in a 30° angle. This will help to introduce the catheter into the guttural pouch.
- 2) The catheter is introduced via the nasal cavity.
- 3) An endoscope is placed in the opposite nasal cavity.
- 4) While looking through the endoscope, the catheter is introduced into the opening of the guttural pouch. The auditory tube is a funnel-shaped canal that is widest at the naso-pharyngeal opening and narrow caudally. The direction of the canal is dorsally.
- 5) The catheter is advanced as much as possible in a dorsal direction. The stylet is withdrawn and the balloon of the catheter is filled with saline (10 ml).
- 6) The other end of the catheter is fixed with a suture placed around the catheter, lateral in the external nostril.



## Percutaneous transtracheal wash in a foal.

Procedure:

After sedation/fixation of the foal, preparation of the area and deposition of a local anesthetic solution, a small stab incision is made in the skin. The trochar (Intraflon I.V. Cannulae 12G Cat. no 121807) is inserted between two tracheal rings and directed down the trachea. The needle is removed, the dog catheter (BUSTER Dog catheters 2.0 x 500 mm 6 FG Cat. no 273410) is advanced and the trachea is washed with approximately 30 ml saline.





The DocuCenters, videoscopes and Overground Scope give you the state of art equipment for videoscope procedures with the best image quality.

### Videomed DocuCenter Stationary

Cat. No Pk. size

- High resolution flat screen monitor
- LED light source with air and water insufflations
- Integrated picture archiving for the documentation of pictures and video sequences (Cineloop 20 sec.)
- Easy-to-use veterinary software (up-dated)
- Infrared keyboard
- CD writer / DVD drive
- Interfaces for video recorder, USB, parallel and network
- Dimensions: 44.5 x 41 x 24.5 cm
- Weight: approx.15 kg

DocuCenter Stationary 291157 1



### Videomed DocuCenter Mobile

Cat. No Pk. size

- High resolution flat screen monitor
- LED light source with air and water insufflations
- Integrated picture archiving for the documentation of pictures and video sequences (Cineloop 20 sec.)
- Easy-to-use veterinary software (up-dated)
- Infrared keyboard
- CD writer / DVD drive
- Interfaces for video recorder, USB, parallel and network
- Dimensions: 44.5 x 41 x 24.5 cm
- Weight: approx.15 kg

DocuCenter Mobile 291155 1



### Videomed Video Endoscope 150 cm

Cat. No Pk. size

- Diameter 8,3 mm
- Working channel 2,8 mm
- Field of view: 120°
- Double light guide
- 4 way deflecting
- Function controls / buttons
  - for use with EndoData Software - freeze frame, save image, save video sequence

Video Endoscope 150 cm 291160 1

### Videomed Video Gastroscope 320 cm

Cat. No Pk. size

- Diameter 10,7 mm
- Working channel 2,8 mm
- Field of view: 120°
- Double light guide
- 4 way deflecting
- Function controls / buttons
  - for use with EndoData Software - freeze frame, save image, save video sequence

Video Gastroscope 320 cm 291162 1





## Videomed Overground Scope

Examination of the upper respiratory system has become standard procedure in the practice of equine veterinary medicine. Leading opinion tends towards the necessity of an endoscopic examination of the upper airway organs under stress. Previous studies have already proven the determination of functional and morphological abnormalities of the larynx and pharynx using this type of examination, which may not be detectable when an upper respiratory examination is performed at rest. Until recently, this procedure has been complicated by the necessity of using a treadmill. With the mobile laryngoscope it is now possible to perform this essential examination quickly, precisely and with reduced cost - providing a much more effective realisation of time and expense.

### Advantages of the system:

- High resolution video recordings
- Stable image through the patented retaining mechanism
- Excellent illumination of upper respiratory organs by Xenon light source
- Precise positioning through remote deflecting mechanism
- Ease of disinfection - endoscope is completely immersible
- Safe for practitioner and horse through patented quick release mechanism
- Manual and automatic air/water insufflation
- Adjustable to suit thoroughbred, standardbred, dressage and performance horses
- Adjustable halter to accommodate horses from ponies to Shires
- Deflection is carried out using the 4 way control button on the control console.
- Compact and mobile carry case

### System Components

- Light source, insufflation pump and umbilicus with quick release mechanism
- 1 x Battery pack
- Rugged notebook with deflecting, water, insufflation and video control
- 1 x Laptop for recording of video sequences
- Water bottle
- 1 x Saddle blanket with pockets for the above components
- Laryngoscope with quick release mechanism
- Halter with adjustment and endoscope retaining arm
- Battery charger

### System Features

- Endoscope length: 630 mm
- Endoscope diameter: 11.3 mm
- Field of view: 120 degrees
- Deflecting: 4 way - down 120 degrees, up 90 degrees, left/right 90 degrees
- Flush: air/water, manual or automatic
- Lightsource: 24w Xenon, quad light guide
- Battery life: Light source and insufflation pump 1.5 hours, on horse 1.5 hours, computer on control console - 2.5 hours
- Video format: AVI

### Weight of components:

- Endoscope and processor = 900 g
- Light source with umbilicus = 1.7 kg
- Light source battery = 800 g
- Computer = 1.3 kg
- Control console = 2.3 kg



V Scope 2 with new features

Cat. No Pk. size

A new generation of both monitor and vScopes has been developed to meet the requirements from a busy practice for an affordable videoscope system.

The monitor has been redesigned and now offers a larger screen, higher resolution and has recording facilities. vScope 2 exists in two sizes, standard and slim, and most importantly now with a working channel

Due to the low initial investment, there is no economical reason for not offering endoscopic examinations to the clients. Investing in vScope 2 will be a very cost-effective solution for clinics of all sizes – also with a small case load. The clinic might choose to have several vScopes dedicated to various tasks without being financially challenged. An endoscopic investigation adds to the diagnostic capability the clinic is offering. Clients appreciate the visual information from a videoscope. Compared to a normal scope you will not experience any maintenance costs.

The vScope 2 is a disposable endoscope, but in field tests veterinarians have used the scope for approx. 20 examinations depending on the procedure, before they have discarded it. These veterinarians have used the same cleaning procedure as for their normal scopes.



aView Monitor

291190

1

Features of the monitor:

- Clear high resolution image (800\*480)
- Portable touch screen monitor (8.5" colour TFT LCD)
- Recording options for both images & videos
- Control of light intensity and contrast
- Storage capacity 8GB
- Easy file transfer by USB
- Minimum 3 hours battery time
- Monitor bracket (for attaching monitor on e.g. an IV pole)

vScope 2 Videoendoscope

291191

1

Specification:

- Length 60 cm
- OD 5,5 mm
- Working channel max. tool size 2,0 mm
- Bending section 150° up, 130° down
- Field of view 85°
- Depth of fields 8 – 19 mm
- ClearLens – lens design with optimized image quality  
- Blood or mucous easily slips of the lens
- LED light source



vScope 2 Videoendoscope Slim

291192

1

Specification:

- Length 60 cm
- OD 4,3 mm
- Working channel max. tool size 1,2 mm
- Bending section 130° up, 130° down
- Field of view 85°
- Depth of fields 8 – 19 mm
- ClearLens – lens design with optimized image quality  
- Blood or mucous easily slips of the lens
- LED light source





**Video Gastroscope**

Cat. No    Pk. size

The VideoGastroscope is specifically designed for the equine practitioner at a very affordable price. This videoscope is designed to make it much more portable and it offers the possibility to connect to a laptop both for viewing as well for recording both still images as well as videos. Very useful in the diagnosis of gastric ulceration.

Dimensions of insertion tube: Length: 300 cm. Diameter: 10,5 mm.  
Max. biopsy tool size 2.3 mm  
End Tip Deflection: 160° up / 160° down / 140° right / 140° left.

Accessories included with VideoGastroscope:

- Metal halide illuminator with built-in Video processor and cables
- Flat panel 15" colour monitor
- Carrying case
- Cleaning accessories and brush
- Water bottle assembly
- Syringe and irrigation tubing
- Leak tester

Minimum specifications to the laptop. 1.83GHZ processor. 512MB ram, 40GB hard drive DVD+/-RW drive

Video Gastroscope 300 cm incl. light source

290330

1



**Videoscope**

Cat. No    Pk. size

The Videoscope is specifically designed for the equine practitioner at a very affordable price. This videoscope is designed to make it much more portable and it offers the possibility to connect to a laptop both for viewing as well for recording both still images as well as videos. Very useful in the diagnosis of respiratory and reproductive tract.

Dimensions of insertion tube: Length: 150 cm. Diameter: 9 mm. Max. biopsy tool size 1,6 mm  
End Tip Deflection: 160° up / 160° down / 140° right / 140° left.

Accessories included with VideoGastroscope:

- Metal halide illuminator with built-in Video processor and cables
- Flat panel 15" colour monitor
- Carrying case
- Cleaning accessories and brush
- Water bottle assembly
- Syringe and irrigation tubing
- Leak tester

Minimum specifications to the laptop. 1.83GHZ processor. 512MB ram, 40GB hard drive DVD+/-RW drive

Videoscope 150 cm, incl. light source

290331

1

Metal halogen bulb for Videoscope

290266

1



### Companion Therapy Laser

KRUUSE offers the range of Therapy Laser from the market leader of Therapy Laser in the Veterinary Field – LiteCure LLC .

Deep tissue laser therapy has been one of the fastest growing therapeutic technologies in the US over the last 4 to 5 year, and a profound understanding of the biology, physics and laser science of this therapy form combined with the design and manufacturing skills that ensures that the systems to the fullest meets the somewhat special requirements of the veterinary market has made LiteCure LLC the market leader in this field.

With the Companion Therapy Laser you will have the rare opportunity to offer your patients a completely new type of therapy. Companion Laser Therapy Systems, are changing the way vets address many common conditions, including Ligament and tendon problems, back problems Laminitis, bucked shins and wound healing. This non invasive, side effect free technology is being utilized by leading equine vets across the US and Canada. Both countries equestrian teams took Companion lasers to the Olympics in Beijing.

The powerful Photobiomodulation provided by the Companion Laser gently and effectively speeds healing, reduces inflammation and eases pain. Clinically proven and backed by scientific studies, the Companion Therapy laser will enhance clinical outcomes and practice revenues. Companion lasers contain software dedicated to the equine patient, thus assuring that treatments are appropriate, effective and fast.

Start offering your patients the optimal care and enhanced clinical outcomes that laser therapy can provide including:

Drug Free Pain Relief

Reduction of inflammation

Faster healing.

Both Companion Therapy system includes:

Therapy laser system

Laser applicator with 4 interchangeable, application-specific hand piece heads

2 Laser safety goggles

Bag for transportation

User Manual

The two reference books on Veterinary Laser Therapy:

Laser Therapy in the Companion Animal Practice

Laser Therapy for the Equine Athlete



## Companion Therapy Laser

Cat. No Pk. size



With a maximum power of impressive 12 W, a weight of less than 3,7 kg and a build-in long life battery pack Companion Therapy Compact is the industry's first truly portable Class IV Therapy laser. With a maximum power of impressive 12 W, a weight of less than 3,7 kg and a build-in long life battery pack Companion Therapy Compact is the industry's first truly portable Class IV Therapy laser. A Therapy Laser System that is equally well suited for both working in the clinic and working in the field. Companion Therapy Compact offers both Smart Coat™ Plus technology, the Industry's first technology that defines and administers optimal treatment dosages based on the body type, hair length, skin and coat color of your patient, as well as Companions full library of Canine, Feline and Equine preset treatment protocols designed by laser therapy experts.

Companion Therapy Compact CTC therapy laser, 12 W

141890

1



The most powerful Therapy Laser in the market with a maximum effect of 15 W . State of the Art touch screens with 3D animation combined with a comprehensive Laser Library allows the clinician to educate the client about their companion's condition, and show the benefits of deep tissue laser therapy. Smart Coat™ Plus technology, developed by LiteCure, is the Industry's first technology that defines and administers optimal treatment dosages based on the body type, hair length, skin and coat color of your patient. All this combined with a full library of Canine, Feline and Equine preset treatment protocols make Companion Therapy CTS the optimal solution in Veterinary Laser Therapy.

As extra Companion Therapy CTS system includes:

- 1 extra set Laser safety goggles
- 1 Pegasus Full cup blinker for equine use

Companion Therapy Compact CTS therapy laser, 15 W

141895

1



Laser Safety Goggles for Companion CTC/CTS

141892

1

Pegasus Horse Blinkers for Companion CTC/CTS

141893

1

Laser applicator w/ 4 attachments for Companion CTC/CTS

141894

1

Laser Therapy for the Equine Athlete by Ron Riegel

141899

1





## VersaTron Focused Shockwave System

A non-invasive therapy using high-energy sound waves to treat soft tissue and bone injuries resulting in pain and lameness in horses and dogs.

Equine indications for the treatment of musculoskeletal disorders that cause chronic pain and lameness in horses

<b>Tendon and Ligament:</b> Suspensory Ligament Tendonitis or Tenosynovitis Tendon Avulsion and Avulsion Fractures Plantar Tarsal Ligament Desmitis Interosseous Ligament Tears Sesamoiditis Navicular Syndrome	<b>Bone:</b> Stable Stress Fractures Periostitis Proximal Splint Bone Fractures Bone Cysts (Distal condyle of Cannon)
<b>Degenerative Joint Disease:</b> Hock Degenerative Joint Disease Carpalis Ringbone	<b>Back:</b> Kissing Spines Lumbosacral Sacroiliac

### Other:

- Muscle Strains
- Chronic Wounds

Is proven effective with more than a decade of clinical research validating efficacy.

Used at more universities and clinics worldwide

The only True Focal Shockwave system on the market

### The VersaTron comes with 4 trodes for various penetration depths:

- 5 mm (0 – 25 mm) – Tendons/Suspensor Ligaments/Feet/Wounds
- 20 mm (0 – 40 mm) – Suspensor Ligaments/Feet
- 35 mm (15 – 55 mm) – Backs, Pelvic Joint
- 80 mm (50 – 110 mm) – Sacro-Iliac area/Backs with red tip and longer cable lengths to reach higher locations.

It is important that the treatment is prescribed by a licenced veterinarian who has an in-depth knowledge of equine anatomy and physiology. A full orthopaedic and neurological work-up should be performed before a VersaTron treatment is planned. Without a proper diagnosis the outcomes of the ESWT treatment may not be satisfactory.

While some horse will tolerate ESWT without sedation, restraint and pain management should be considered for both the benefit of the patient and the safety of the practitioners. Since the treatment only takes a few minutes, a short acting sedative/aesthetic may be used as preferred by the veterinarian.

Due to a period of analgesia it is important the patient performs only light activity following treatment for approximately one week, but most importantly over the 2-3 days following ESWT administration.



Versatron machine with 4 trodes

Cat. No Pk. size

996824

Versatron 4 Paws with 2 trodes

996832

### Refurbished trodes for Versatron

The trodes require refurbishment once the number of shocks have been used up. When you reach 5,000 remaining shocks, please reorder your replacements trode.

5 mm - Trode 50,000 shocks

996906

20 mm - Trode 50,000 shocks

996907

35 mm - Trode 50,000 shocks

996908

80 mm - Trode 50,000 shocks

996909

### Refurbished trodes for Versatron4Paws

The trodes require refurbishment once the number of shocks have been used up. When you reach 5,000 remaining shocks, please reorder your replacements trode.

5 mm - Trode 20,000 shocks

996837

20 mm - Trode 20,000 shocks

996838

Foot Pedal

996826

Trigger/Hand Switch

996827

Hard Carry Case for Versatron Machine

996828

Hard Carry Case for Versatron Trodes

996829

Soft Carry Case for Versatron Machine

996830

Soft Carry Case for Versatron Trodes

996831



"My experience with focused shock wave healing for thoracolumbar pain has demonstrated a significant improvement after just one treatment. More than 80% of horses are sound and back to work in weeks,"

– Kent Allen, DVM Virginia Equine Imaging



"Focused, extracorporeal shock wave treatments effectively reduce pain and accelerate healing. I have seen shock wave cut healing time in half in a majority of cases,"

– Tracy Turner, DVM, MS, DACVS, Anoka Equine Services



**Otoscope and Ophthalmoscope**

Cat. No Pk. size

Complete with all necessary accessories in a case. Specifications:

- Mayfield halogen ophthalmoscope
- Veterinary halogen otoscope
- Set of three long aural specula
- Set of four short aural specula
- Duplay dilating speculum
- Throat lamp halogen
- Laryngeal mirror
- Medium battery handle supplied without batteries, 2 batteries required ( 241500 unit)
- Spare halogen bulb

Gowllands Otoscope and Ophthalmoscope complete set

270130

1



**TonoVet**

Cat. No Pk. size

Every vet needs a Tonovet!

Measuring of intraocular pressure should be performed on every patient with eye problems.

Tonovet does this easy and rapid:

- It is painless and therefore creates no anxiety
- No local anaesthetic is needed
- Features calibration tables for horse and for small animals
- Measuring of eye pressure is extremely accurate

An Innovative Method

The TonoVet-Tonometer is based on a measuring principle called rebound tonometry:

A very light soft probe is used to make momentary contact with the cornea.

The probe is electromagnetically propelled to contact and rebound from the corneal surface.

The characteristics of this rebound are used to estimate the intraocular pressure.

**TonoVet Tonometer**

TonoVet Tonometer is delivered in a stylish shock absorbing steel case with:

- 100 disposable probes (prevents microbiological and viral contamination)
- Probe base
- Batteries AA
- Instruction manual



TonoVet Tonometer

292000

1

Probe for TonoVet Tonometer, 100/pk

292001

1



**EQUIVET Eye Speculum**

Cat. No Pk. size

This Eye Speculum is a stepless opening device for the eyelid.

EQUIVET Eye Speculum, 8.7 cm

230707

1





**EQUIVET Eye Protector Kit**

Cat. No Pk. size

Early use of EQUIVET Eye Protector may prevent minor eye injuries from becoming major problems! The EQUIVET Eye Protector features the exclusive equine "Eye Patch" EQUIVET Eye Protector effectively closes the horse's eye for maximum pain relief while allowing for constant monitoring of the injury or problem. The eye protector gives the eye the most complete rest possible, eliminating the need for surgical closure.

**Each Kit Contains:**

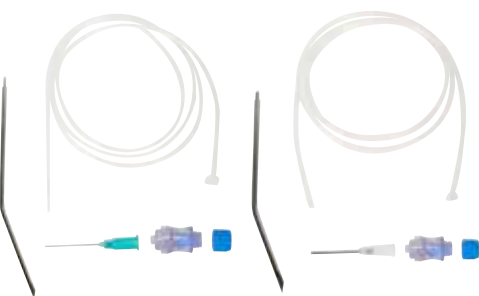
- Blinker hood with right or left ball cup.
- 3 fur snap-on rings.
- 2 "tear-pads" to absorb excess moisture.
- 15 gauze pads, sterilized (4" x 4" or 3" x 3") .
- Protective ventilated ball cup.

**Features and Benefits:**

- Prevents the horse from rubbing its eye.
- Designed to help the horse keep its eye closed without suturing.
- The mask fits the horse snugly and is highly protective of the injured eye, yet comfortable.
- EQUIVET Eye Protector keeps the flies and insects away from the injured eye but also provides ventilation during the healing process.
- Provides unmatched level of hygiene.
- Easy to use, also by horse owners.



EQUIVET Eye Protector Kit, left eye, small	230780	1
EQUIVET Eye Protector kit, right eye, small	230781	1
EQUIVET Eye Protector Kit, left eye, medium	230782	1
EQUIVET Eye Protector Kit, right eye, medium	230783	1
EQUIVET Eye Protector Kit, left eye, large	230784	1
EQUIVET Eye Protector Kit, right eye, large	230785	1
EQUIVET Eye Protector Kit, left eye, x-large	230786	1
EQUIVET Eye Protector Kit, right eye, x-large	230787	1



**EQUIVET Ocular Lavage**

Cat. No Pk. size

The subpalpebral ocular lavage catheter is designed to keep a lavage catheter in situ for an extended period of time with minimum discomfort to the patient. Medication can readily be administered via the long tubing. The proximal tip of the catheter is a disc that will lie flat against the inside of the eyelid. With the needleless injection site it is a lot easier for the client to treat the horse. If using a higher viscosity medication choose the set with the 8 Fr size silicone catheter instead of the 5 Fr size silicone catheter, See instruction manual at our website [www.kruise.com](http://www.kruise.com) and search for 230700 or 230705



**EQUIVET Ocular Lavage 5 Fr Kit**

Silicone Lavage Catheter 5 Fr with 0,76 mm I.D. and 1,7 mm O.D., 90 cm long. Trocar for 5 Fr. Needle 21G x 1" blunt  
Needleless Injection Site with protection cap

230700 1

**EQUIVET Ocular Lavage 8 Fr Kit**

Silicone Lavage Catheter 8 Fr with 1,5 mm I.D. and 2,5 mm O.D., 90 cm long. Trocar for 8 Fr. Needle 16G x 1" blunt  
Needleless Injection Site with protection cap

230705 1

See instruction manual at our website [www.kruise.com](http://www.kruise.com) and search for 230700 or 230705



## KRUUSE Eye Mask w. 1 patch

Cat. No Pk. size

The mask is held in place with adhesive elastic straps, adjustable to height and contours to avoid window edemas.  
Easy to use. The flat patch can be adjusted independently right or left on the mask.

KRUUSE Foal Eye Mask w. 1 patch, size S	165217	1
KRUUSE Foal Eye Mask w. 1 patch, size M	165218	1
KRUUSE Equine Eye Mask w. 1 patch, size S	165219	1
KRUUSE Equine Eye Mask w. 1 patch, size M	165220	1
KRUUSE Equine Eye Mask w. 1 patch, size L	165221	1



## KRUUSE Full Eye Protector Mask

The mask is held in place with adhesive elastic straps, adjustable to height and contours to avoid window edemas.  
The semi-flexible full eye protector made of 4mm low-density polyethylene can be adjusted without effort right or left on the mask without the need to remove the whole mask.

KRUUSE Foal Full Eye Protector Mask, size S	165222	1
KRUUSE Foal Full Eye Protector Mask, size M	165223	1
KRUUSE Equine Full Eye Protector Mask, size S	165224	1
KRUUSE Equine Full Eye Protector Mask, size M	165225	1
KRUUSE Equine Full Eye Protector Mask, size L	165226	1



## KRUUSE Full Perforated Eye Protector Mask

The mask is held in place with adhesive elastic straps, adjustable to height and contours to avoid window edemas.  
The semi flexible full eye protector made of 4 mm low density polyethylene has 8 perforations to optimize the air circulation.  
The eye protector is adjusted on the mask left or right side without the need to remove the whole mask.

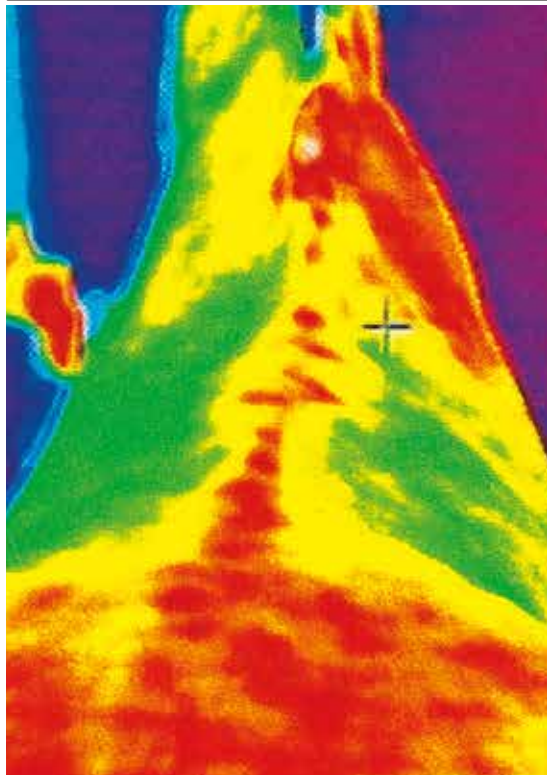
KRUUSE Foal Full Perforated Eye Protector Mask, size S	165227	1
KRUUSE Foal Full Perforated Eye Protector Mask, size M	165228	1
KRUUSE Equine Full Perforated Eye Protector Mask, size S	165229	1
KRUUSE Equine Full Perforated Eye Protector Mask, size M	165230	1
KRUUSE Equine Full Perforated Eye Protector Mask, size L	165231	1



## KRUUSE Half Eye Protector Mask

The mask is held in place with adhesive elastic straps, adjustable to height and contours to avoid window edemas. The semi-flexible half eye protector made of 4 mm low density polyethylene can be adjusted independently right or left on the mask.

KRUUSE Foal Half Eye Protector Mask, size S	165232	1
KRUUSE Foal Half Eye Protector Mask, size M	165233	1
KRUUSE Equine Half Eye Protector Mask, size S	165234	1
KRUUSE Equine Half Eye Protector Mask, size M	165235	1
KRUUSE Equine Half Eye Protector Mask, size L	165236	1



**Thermal Infrared Camera**

Cat. No Pk. size

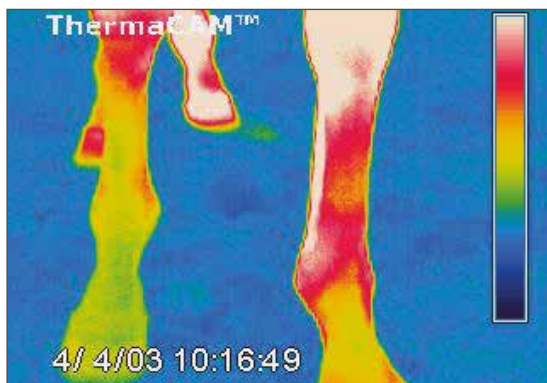
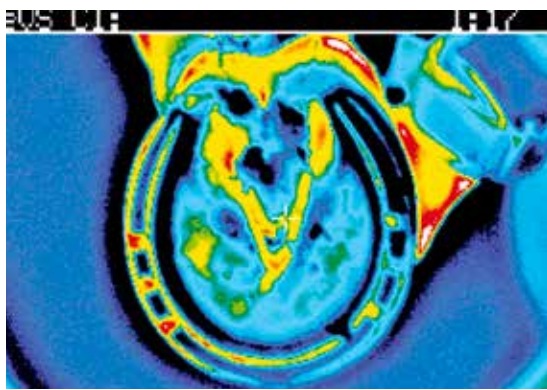
Affordable, ultra-compact, lightweight infrared camera. Infrared thermography is a non-invasive diagnostic imaging technique which can be used to detect surface temperatures of the equine body and extremities. As such it can be used to detect heat or a "hot spot", and since heat is one of the cardinal signs of inflammation it can be used to detect injury at very early stages. Reduced bloodflow through an area or a "cold spot" is easy to recognise with the thermal camera and an early diagnosis of atrophy is possible. Enabling visualisation of slight changes in circulatory function results in the management of specific health related conditions by detecting anatomical and physiological change that is otherwise undetectable.

This thermography diagnostic system offers the highest resolution and most accurate detection of temperature differences. This system is an additional diagnostic tool to help veterinarians get to the correct diagnosis quicker. The system can for instance be used for the following:

- Lameness evaluation
- Back problems
- Saddle fitting
- Hoof imbalance
- Pre-purchase exams
- Training aid (Racing and performance prospects)

Thermography a supplement.

The Thermography Camera does not compete with other methods of detection, such as hands-on evaluations, radiology and ultrasound, but rather works with them to provide the most complete diagnosis possible. While these traditional methods are thorough, they often identify an injury only after it has occurred, and can be time consuming and expensive when used without prior knowledge of a specific injury. This product's unique ability to detect the early stages of injuries and pinpoint their locations alerts veterinarians/clients to potential problems. By interpreting this information, veterinarians can use other diagnostic tools to make a more complete diagnosis if necessary, saving time and money.



**Infrared Thermography FLIR E40bx Infrared Camera**

FLIR E40bx Infrared Camera includes:

- Thermal image quality: 160x120 pixels
- Thermal sensitivity: <0.045°C
- Spotmeter: 3
- 3 boxes with min./max./average
- Built-in 3.1 Mpixels digital camera
- Non-radiometric IR-video recording
- Radiometric IR-video recording
- Non-radiometric IR-video streaming
- Delta temperature measurement
- Voice / text annotations
- MeterLink™
- Bluetooth® / WiFi
- 1-2x continuous digital zoom
- PIP IR area on visual image

Thermal infrared camera E40bx

290040

1





## KRUUSE Head Light

Cat. No Pk. size

Lightweight, powerful, bright and compact Head Light. Fully adjustable for accurate user selection. Adjustable spot. The Head Light is mounted on a flexible headband. Rechargeable battery box with On/Off switch. Technical specification:

Led bulb power: 3W Light  
Intensity: 6000 lux  
Colour temperature: 5000 k  
Adjustable size of light spot  
Rechargeable battery pack giving 5 hours of light  
Low battery indicator  
Led life time: 10,000 hours  
Weight (headband with light): 205 g  
Supplied in a box

KRUUSE 3W LED Head Light

290000

1



## MAGLITE Pencil

Cat. No Pk. size

Halogen light with clip. Recommended for use in connection with disposable speculum and for other diagnostic purposes. Supplied with batteries and pocket clip

Pencil light Maglite

290010

1

Bulbs f/Maglite pencil light 2 pcs

290012

1



## MAGLITE AA

Cat. No Pk. size

Handy halogen light for various purposes.

Maglite AA in box incl. batteries

290002

1

Bulb for Maglite AA 2 units

290004

1



## KRUUSE Equine Equipment



### Dosing Syringes

For dosing large quantities of water for cleaning the horse's mouth before oral examination.

Dosing syringe 300 ml nylon

Dosing syringe 400 ml nylon

Cat. No Pk. size

113863 1

113865 30



### EQUIVET Muzzles

Prevents the horse from eating.

EQUIVET Muzzle small

EQUIVET Muzzle medium

EQUIVET Muzzle large

Cat. No Pk. size

210303 1

210304 1

210305 1



### EQUIVET Neck Collar

This anti-bite cradle prevents the horse from eating and biting into bandages, dressings, rugs, etc

EQUIVET Neck Collar

Cat. No Pk. size

210302 1



### KRUUSE Measuring Tape

A superior tape measure, specially modified for the measurement of livestock. This tape is of direct reading style, through a viewing port at the side. Measures up to 118" or 300 cm. The body of the unit incorporates both a spirit level and a fully retractable telescopic rod to assist with levelling accuracy.

KRUUSE de luxe measuring tape for horses, pigs, cows and sheep

Cat. No Pk. size

240601 1



## McMaster Counting Chambers

Cat. No Pk. size

Two chambers. Used in connection with parasitological examination for egg counts. The green grid makes the counting more easy.

McMaster counting slides

291040 1

McMaster counting chamber, green

291041 1



## EQUIVET Casting Hobbles

Cat. No Pk. size

Fits any size of horse. Complete set consisting of: 4 heavy duty leather hobbles with stainless steel rings and 10 m long nylon rope with loop and shackle.

NOT TO BE USED FOR LIFTING

EQUIVET casting hobbles complete

240660 1



## EQUIVET Nose Twitch

Cat. No Pk. size

Aluminium, with 1 m nylon rope and snap hook

EQUIVET nose twitch for horses

210310 1



## EQUIVET Airflex Pad

Cat. No Pk. size

Made from revolutionary hexagonal pads which move with the horses muscle structure removing sheer pressure and dispersing direct pressure. Ideal for horses with back problems.

- Light weight
- Totally breathable
- Washable at 40 degree C
- Made from EVA modified closed cell polyethelene
- Fits under any saddle
- Moulds to the contours of the horse
- Hard wearing

EQUIVET Airflex Pad with Pure New Wool

260995 1



## Tracheotomy Tube

Cat. No Pk. size

Tracheotomy tube I.D. 22 mm, O.D. 28 mm

141970 1



## EQUIVET Weighing Scale

Cat. No Pk. size

The weight of the horse is important to the veterinarian as well as to the horseman. This horse weighing scale is the most accurate available. Weighs horses up to 1000 kg in increments of 0.2 kg. Features include animal averaging software to ensure accurate weighing even if the horse is not standing perfectly still on the platform. Robust walk-on platform (200 cm x 100 cm x 8,1 cm). Complete with rubber mat (for durability, safety and noise reduction) and a rechargeable battery powered indicator with a backlit display

EQUIVET 1000 Equine Scales

280797 1



## KRUUSE ID Reader

Cat. No Pk. size

The microchip technology has revolutionized pet identification and it provides significant benefits for the pet, pet owner and veterinary care giver. With more and more countries establishing central dog and cat registers, it is important with an easy-to-use, efficient and versatile reader. The standard version of KRUUSE ID microtransponder is without a country code. Should you require transponders with country codes they are available upon request. The KRUUSE ID microtransponders and readers comply with ISO 11784/11785

- Reading distance: Typically 5 cm for 12 mm AEG ID glass tube transponder
- Transponder orientation: 0° for optimal reading distance, 45° with 20% shorter reading distance
- Multifunctional push-button: switch on, push once

KRUUSE ID reader

273659 1



## KRUUSE ID Microtransponder

Cat. No Pk. size

This single use animal implant system consists of the glass tube transponder (ID 162), loaded into the sterilized injection needle with a plunger and protective cap.

- Reading systems: ISO FDX-B
- Operational frequency: 134.2 kHz
- Memory size: 128 bits
- Transponder diameter: 2.12 mm
- Transponder length: 12 mm

KRUUSE ID microtransponder, 10/pk

273676 1





### Tru-Cut Biopsy Needle

Cat. No Pk. size

Perfect for obtaining accurate and cleanly cut soft tissue biopsies. This precision cutting helps preserve cellular architecture, thus making diagnosis more definitive. Can be used for liver biopsy. Sterile

Tru-Cut biopsy needle 14G 15.2 cm 2704

149087 1



### Biopsy Needle

Cat. No Pk. size

Used for taking muscle biopsy on horses etc. Needle length 10 cm

Biopsy needle, modified Bergström 6 mm

290035 1



### Spinal Needle

Cat. No Pk. size

Used for blocking of shoulder joint and bursa bicipitalis

Yale spinal needle 1.20 x 90 mm

121884 1

BD spinal needles 18g x 6" 10/pk

120406 45



### Glutavac Test

Cat. No Pk. size

Glutaraldehyde test to be used on whole blood for the diagnosis of acute inflammation (increased fibrinogen concentration) and chronic inflammatory infections (increased immunoglobulin concentration) in large animal practice. The GLUTAVAC test reagent is supplied in ready-to-use vacu tubes (Vacutainer 10 ml) into which whole blood has to be drawn (like a standard blood sample)

GLUTAVAC test 10/pk

290785 1



293075

293076

### Freeze Dried Equine Lower Limb

Cat. No Pk. size

An invaluable tool for teaching or a handy reference for ultrasound study. Equine lower limb is cross-sectioned from the coronary band to the carpus and about 7,5 cm of the radius. The hoof is divided sagittally and hinged. Connected with a tough flexible strap.

Equine Long ultra limb Front

293075 1

### Freeze Dried Equine Lower Limb

Cat. No Pk. size

Exceptional value and quality represented in this instructional specimen. Meticulously prepared and preserved. The internal structures of the hoof, limb and knee are undistorted and easily identifiable. Whether teaching or talking to clients in the field, the veterinarian will appreciate the detail of this sagittal section.

Equine lower limb, sagittal section, front

293076 1





## KRUTEX Vet-Gel Surgical Gloves Powder-free, sterile

Cat. No Pk. size

Vet Gel gloves provide a micro-texture all over working surface and are suitable for damp hand donning. Online and offline polymer coating provide excellent barrier protection and reduced risk of skin reaction and latex sensitization. Extra soft comfort increased sensitivity for prolonged procedures. Hand specific pairs.

KRUTEX Vet-Gel surgical gloves PF size 6.0 50 pairs	260911	4
KRUTEX Vet-Gel surgical gloves PF size 6.5 50 pairs	260912	4
KRUTEX Vet-Gel surgical gloves PF size 7.0 50 pairs	260913	4
KRUTEX Vet-Gel surgical gloves PF size 7.5 50 pairs	260914	4
KRUTEX Vet-Gel surgical gloves PF size 8.0 50 pairs	260915	4
KRUTEX Vet-Gel surgical gloves PF size 8.5 50 pairs	260916	4
KRUTEX Vet-Gel surgical gloves PF size 9.0 50 pairs	260917	4



## KRUTEX Latex Surgical Gloves, Powdered, sterile

Cat. No Pk. size

KRUTEX Surgical gloves with improved formulae giving a micro-texture all over working surface. Extra soft user comfort for prolonged procedure use. They provide exceptional wet and dry finger tip grip properties with increased sensitivity. Hand specific pairs.

KRUTEX surgical gloves Powdered sterile size 6.0 50 pairs	260971	4
KRUTEX surgical gloves Powdered sterile size 6.5 50 pairs	260972	4
KRUTEX surgical gloves Powdered sterile size 7.0 50 pairs	260973	4
KRUTEX surgical gloves Powdered sterile size 7.5 50 pairs	260974	4
KRUTEX surgical gloves Powdered sterile size 8.0 50 pairs	260975	4
KRUTEX surgical gloves Powdered sterile size 8.5 50 pairs	260976	4



## KRUTEX Latex Surgical Gloves, Powder-free, sterile

Cat. No Pk. size

KRUTEX Surgical gloves with improved formulae giving a texture on working surface with easy hand donning. Online polymer coating provides extra soft user comfort for prolonged procedures use. Hand specific pairs.

KRUTEX surgical gloves PF sterile size 6.0 50 pairs	260961	4
KRUTEX surgical gloves PF sterile size 6.5 50 pairs	260962	4
KRUTEX surgical gloves PF sterile size 7.0 50 pairs	260963	4
KRUTEX surgical gloves PF sterile size 7.5 50 pairs	260964	4
KRUTEX surgical gloves PF sterile size 8.0 50 pairs	260965	4
KRUTEX surgical gloves PF sterile size 8.5 50 pairs	260966	4



**KRUTEX Polyisoprene Surgical Gloves, Latex Free**

Cat. No Pk. size

Sterile, latex free polyisoprene surgical gloves that minimizes the risk of glove-related allergic reactions to latex protein, since they are made from a synthetic elastomer.

Features and benefits:

- Closer to the natural latex feel
- Cuff strengthened by a rolled cuff
- Easy donning and removal
- Soft and textured surface
- Free of latex
- Free of Thiurams and Thiazoles
- Free of powder
- Packed in premium PET/PE film pouch for added protection

KRUTEX polyisoprene surgical gloves, size 6, latex free, 25 pairs	260951	4
KRUTEX polyisoprene surgical gloves, size 6.5, latex free, 25 pairs	260952	4
KRUTEX polyisoprene surgical gloves, size 7, latex free, 25 pairs	260953	4
KRUTEX polyisoprene surgical gloves, size 7.5, latex free, 25 pairs	260954	4
KRUTEX polyisoprene surgical gloves, size 8, latex free, 25 pairs	260955	4
KRUTEX polyisoprene surgical gloves, size 8.5, latex free, 25 pairs	260956	4
KRUTEX polyisoprene surgical gloves, size 9, latex free, 25 pairs	260957	4



**VALUELINE Latex Surgical Gloves, Powdered, sterile**

Cat. No Pk. size

VALUELINE Surgical gloves provide a texture all over working surface with easy hand donning. Soft and strong for prolonged procedure use, they offer outstanding wet and dry finger tip grip properties. Hand specific pairs.

VALUELINE surgical gloves Powdered sterile size 6.0 50 pairs	260981	4
VALUELINE surgical gloves Powdered sterile size 6.5 50 pairs	260982	4
VALUELINE surgical gloves Powdered sterile size 7.0 50 pairs	260983	4
VALUELINE surgical gloves Powdered sterile size 7.5 50 pairs	260984	4
VALUELINE surgical gloves Powdered sterile size 8.0 50 pairs	260985	4
VALUELINE surgical gloves Powdered sterile size 8.5 50 pairs	260986	4



**KRUTEX Latex Examination Gloves, Powdered**

Cat. No Pk. size

KRUTEX Latex Examination gloves provide a smooth surface finger tip for increased sensitivity and feel. KRUTEX Latex Examination disposable gloves are non-sterile, lightly powdered.

KRUTEX examination gloves, Latex, small 100/pk	260761	10
KRUTEX examination gloves, Latex, medium 100/pk	260762	10
KRUTEX examination gloves, Latex, large 100/pk	260763	10
KRUTEX examination gloves, Latex, x-large 100/pk	260764	10



## KRUTEX Latex Examination Gloves, Powder-free

Cat. No Pk. size

KRUTEX Latex Examination gloves provide a textured surface for good wet and dry finger grip properties tip with increased sensitivity. The disposable gloves are non-sterile and powder free.

KRUTEX examination gloves, Latex, powder free, small, 100/pk	260758	10
KRUTEX examination gloves, Latex powder free, medium, 100/pk	260759	10
KRUTEX examination gloves, Latex powder free, large, 100/pk	260760	10
KRUTEX examination gloves, Latex, powder-free, x-large, 100/pk	260769	10



## KRUTEX Vinyl Examination Gloves, Powder-free

Cat. No Pk. size

KRUTEX Vinyl Examination gloves are super soft, free of Latex and Protein and extra thin for increased sensitivity and feel. They protect hands against low risk contamination, potential irritants and dirt. The disposable gloves are non-sterile, lightly powdered.

KRUTEX examination gloves, Vinyl, powder free, small, 100/pk	260791	10
KRUTEX examination gloves, Vinyl powder free, medium, 100/pk	260792	10
KRUTEX examination gloves, Vinyl powder free, large, 100/pk	260793	10
KRUTEX examination gloves, Vinyl powder free, x-large, 100/pk	260794	10



## KRUTEX Vinyl Examination Gloves, Powder-free

Cat. No Pk. size

KRUTEX Vinyl Examination gloves are free of Powder, Latex and Protein. The gloves are soft and extra thin for increased sensitivity and feel. They protect hands against low risk contamination, potential irritants and dirt. The disposable gloves are non-sterile, powder free.

KRUTEX examination gloves, Vinyl powder free, small, 100/pk	260787	10
KRUTEX examination gloves, Vinyl powder free, medium, 100/pk	260788	10
KRUTEX examination gloves, Vinyl, powder free, large, 100/pk	260789	10
KRUTEX examination gloves, Vinyl, powder free, x-large, 100/pk	260790	10



## KRUTEX Nitrile Examination Gloves, Powder-free

Cat. No Pk. size

KRUTEX Nitrile Examination gloves are micro textured violet blue gloves; free of powder, latex and protein. Textured finger tips with increased sensitivity and feel. Latex-like stretch and comfort with good viral barrier properties. Excellent wet and dry grip, protecting hands against low risk contamination, potential irritants and dirt. The disposable gloves are non-sterile, powder free.

KRUTEX examination gloves, Nitrile PF, small, 100/pk	260680	10
KRUTEX examination gloves, Nitrile, PF, medium, 100/pk	260681	10
KRUTEX examination gloves, Nitrile, PF, large, 100/pk	260682	10
KRUTEX examination gloves, Nitrile, PF, x-large, 100/pk	260683	10



## KRUTEX SonoSleeve Examination Gloves

Cat. No Pk. size

The KRUTEX SonoSleeve Examination Glove is a specially developed single use 6-fingered glove with room for the linear endorectal transducer in the extra finger – an ideal glove for rectal palpation with ultrasound. Developed to avoid transfer of biohazards between animals when carrying out rectal palpation with ultrasound.

KRUTEX SonoSleeve examination gloves, 100/pk 260706 10

KRUTEX SonoSleeve examination gloves with shoulder protector, 50/pk 260707 10



## KRUTEX Super Sensitive Examination Gloves

Cat. No Pk. size

Disposable arm length orange examination gloves that are soft, smooth and strong. High sensitivity, made of 100% polyethylene.

KRUTEX super sensitive gloves, small, 100/pk 260693 10

KRUTEX super sensitive gloves, large 100/pk 260700 10

KRUTEX super sensitive gloves, extra long 95 cm, 100/pk 260687 10



## KRUTEX Super Sensitive Examination Gloves, with Neck Strap

Cat. No Pk. size

Equipped with neck strap to aid self-holding, designed to eliminate soiling of shoulder, chest and armpit area, same quality as KRUTEX Super Sensitive Examination Gloves

KRUTEX super sensitive gloves, with shoulder protector, small, 50/pk 260727 10

KRUTEX super sensitive gloves, with shoulder protector, large, 50/pk 260726 10



## KRUTEX Super Touch Gloves

Cat. No Pk. size

Disposable arm length yellow examination gloves 95 cm long, Soft, smooth, strong with fine sensitivity. 100% polyethylene

KRUTEX super touch gloves, large, 100/pk 260711 10

# KRUUSE Equine Equipment



## KRUTEX Super Touch Gloves, with Neck Strap

Cat. No Pk. size

Equipped with neck strap to aid self-holding, designed to eliminate soiling of shoulder, chest and armpit area, same quality as KRUTEX Super Touch Examination Gloves

KRUTEX super touch gloves, with shoulder protector, 50/pk, small

260728 10

KRUTEX super touch gloves, with shoulder protector, large, 50/pk

260725 10



## KRUTEX Soft Examination Gloves

Cat. No Pk. size

Disposable arm length green examination gloves 95 cm long. Soft and strong for multipurpose veterinary and AI use. 100% polyethylene

KRUTEX examination gloves, soft, large, 100/pk

260685 10



## KRUTEX Soft Examination Gloves, with Neck Strap

Cat. No Pk. size

Equipped with neck strap to aid self-holding, designed to eliminate soiling of shoulder, chest and armpit area, same quality as KRUTEX Soft Examination Gloves

KRUTEX examination gloves, Soft, with shoulder protector, large, 50/pk

260724 10



## VALUELINE Examination Gloves

Cat. No Pk. size

A long, durable examination glove at an affordable price. Generally used in cases where great sensitivity is not required. 95 cm long. 100% polyethylene.

VALUELINE examination glove, 95 cm, 10x100/pk

260690 10



## KRUTEX Obstetric Gowns

Cat. No Pk. size

Green. Polyamide, waterproof, with welded seams, lightweight quality gown, velcro closing, rubbersleeve plates. Individually adjustable. Size indicates length.

KRUTEX obstetric gown with Velcro 120 cm	260010	1
KRUTEX obstetric gown with velcro 130 cm	260020	1
KRUTEX obstetric gown with velcro 140 cm	260030	1
KRUTEX obstetric gown with velcro 150 cm	260040	1
KRUTEX obstetric gown with velcro 160 cm	260045	1



## KRUTEX Disposable Gown

Cat. No Pk. size

Green plastic, closing in back and at wrists.

KRUTEX disposable coat green, non-sterile, 25/pk	260610	1
KRUTEX disposable coat green sterile, 25/pk	260620	1
KRUTEX obstetric gown with conical sleeves 25/pk	260609	1



260560

## KRUTEX Shoulder Protector

Cat. No Pk. size

Green shoulder/sleeve protector. Polyamide, waterproof, with welded seams, lightweight quality with rubber sleeve.

KRUTEX shoulder protector, rubber sleeve plate, long version	260560	1
KRUTEX shoulder protector, rubber sleeve plate, short version	260561	1



260561



**Vaginal Plexi Speculum Xenonlight**

For vaginal examination of the mare.

- Vaginal Plexi Speculum 30 x 250 mm w/Xenonlight
- Vaginal Plexi Speculum 40 x 350 mm w/Xenonlight
- Vaginal Plexi Speculum 50 x 420 mm w/Xenonlight

Cat. No Pk. size

- 291000 1
- 291001 1
- 291002 1



**Vaginal Speculum**

- Vaginal speculum 27 cm
- Vaginal speculum 35 cm

Cat. No Pk. size

- 290985 1
- 290980 1



**Vaginal Speculum, Polansky**

The speculum has 3 blades. Has butterfly screws with 2 blades on top for wide exposure.

- Vaginal speculum Polansky 27 cm
- Vaginal speculum Polansky 35 cm

Cat. No Pk. size

- 290990 1
- 290995 1



**EQUIVET Disposable Vaginal Speculum**

Sterile and practical disposable speculum, softly rounded in both ends. The inner diameter of 36 mm provides easy access for a pencil light in the speculum without obstructing the passage for other equipment.

- EQUIVET Disposable Speculum, O.D. 40 mm, length 435 mm, sterile, PE
- EQUIVET Disposable Silver Speculum, I.D. 32 mm, length 45 cm, sterile With silver foil coating both inside and outside.

Cat. No Pk. size

- 290998 25
- 290997 50

# KRUUSE Equine Equipment



## KRUUSE Sterile Gel

Cat. No Pk. size

Excellent lubrication for AI catheters and instruments. Non-spermatocidal. No preservatives.

KRUUSE Sterile Gel 10 ml

340623 50

KRUUSE Sterile Gel 250 ml

340625 18



## BOVIVET Gel

Cat. No Pk. size

With protective film for lubrication of instruments, arms and hands for births, vaginal and rectal examinations. Ready for use.

BOVIVET gel 500 ml

180520 12

BOVIVET gel 1000 ml

180525 6

BOVIVET Gel 5000 ml

180528 4

BOVIVET Gel, 10 litres

180529 1



## BOVIVET Gel Granulate

Cat. No Pk. size

Mix with water to make a lubricating gel which can be used for rectal/vaginal examination and insemination. 12 g of gel granulate is mixed with 1 l water.

BOVIVET Gel granulate bottle of 350 g

180511 10

BOVIVET Gel granulate refill of 350 g

180512 1



## BOVIVET Lubricant Powder

Cat. No Pk. size

For lubrication of arm and hand during rectal and vaginal examinations

BOVIVET Lubricant Powder 250g

180500 12



## EQUIVET Lube Gel

Cat. No Pk. size

Very high quality of lubricant for rectal and vaginal examination. This lubricant is not drawing strings. Delivered in a practical bottle known from Bovivet gel

EQUIVET Lube Gel 500 ml

180540 1



## VALUELINE Examination Gel

Cat. No Pk. size

Economic alternative to the famous BOVIVET gel. Good quality lubricating gel for vaginal and rectal examinations. High viscosity.

VALUELINE Examination Gel 1000 ml, value line

180545 6

VALUELINE Examination Gel 5 l

180548 1

Pump for 5 l scanner gel

290322 1





**Artificial Vagina Model Colorado**

Consist of the following parts: Vagina tube, 2 tubular latex rubber bladders, 5 latex liners, 25 disposable plastic liners, 25 nylon filters, 25 semen collection bottles, 25 screw caps, 10 rubber bands, thermometer and heat cover for semen collection bottle.

	Cat. No	Pk. size
Artificial vagina Model Colorado, complete	340270	1
Latex liner f/Colorado vagina	340286	1
Tubular latex rubber bladder forColorado vagina, flared-end	340293	1
Disp. plastic liner for Colorado vagina, 25 pcs	340271	1
Disp. nylon filter for Colorado vagina 25 pcs	340272	1
Disp. semen collection bottle f/Colorado vagina, 25/pk	340287	1
Bottle caps f/collection bottle, 25 pcs	340289	1
Rubber bands for Colorado vagina, 10 pcs	340288	1
Collection bottle cover warmer	340291	1
Thermometer for artificial vagina	340296	1
Colorado mare breeding hobbles	340292	1
Locking ring, plastic, 45 mm for Colorado vagina	340297	1
Locking ring, plastic, 165 mm for Colorado vagina	340298	1
Tube for Colorado vagina (blue	340299	1
Scrotal callipers EQUIVET	340294	1



**Artificial Vagina Model Missouri**

With liner leather cover and two collecting bottles. The vagina is to be filled with water, length 47 cm

	Cat. No	Pk. size
Artificial vagina Model Missouri 47 cm, complete	340275	1
Rubber liner for Missouri vagina	340276	1
Cover for Missouri vagina	340268	1
Adapter for bottle forartificial vagina	340277	1
Collecting bottle f/Missouri vagina	340273	1
Missouri Disposable Plastic Liner with gel filter	340395	1



**Cuvettes for SpermaCue**

	Cat. No	Pk. size
Cuvettes for SpermaCue, 50/pk	340279	1



## E-Z Mixin Semen Extender

Cat. No Pk. size

CST contains Amikasin and is recommended for cooled/stored/transport semen programs where the semen must be stored for extended periods and/or transported. E-Z Mixin® "CST" is also ideal for immediate on-farm.

E-Z Mixin® "CST" semen extender w/Amikacin, red

340386 24



## E-Z Mixin Semen Extender

Cat. No Pk. size

The "Basic Formula" and contains no antibiotic. E-Z Mixin® -"BF" Extender is recommended when certain pathogens require specific antibiotics or an antibiotic that may enhance survival of spermatozoa from a particular stallion. E-Z Mixin® -"BF" is also used as a centrifugation media for frozen semen operations.

E-Z Mixin® "BF" Semen extender without antibiotics, green

340388 1



## Equitainer

Cat. No Pk. size

Can be used for transport up to 70 hours. Complete with 2 ballast bags, 2 cooling boxes and a sterile cup.

Equitainer for stallion semen

340390 1

Equitainer coolant can

340391 1

Ballast bags 4 pcs

340396 1

Sterile cups 5 pcs

340397 1

Disp. bags for semen sample, 10 ml, 100 pcs

340172 1

## Disposable Pipettes

Cat. No Pk. size



Pipettes 100/pk

290351 5

## KRUUSE Insemination Catheters

Cat. No Pk. size

Very flexible insemination catheter with a non-traumatic end. OD 5,0 mm and ID 2,4 mm. The luer of the syringe connects to the catheter through a light blue tip. Sterile as well as non-sterile



KRUUSE Insemination Catheter 53,5 cm, sterile, 25/pk	230830	1
KRUUSE Insemination Catheter 60,0 cm, sterile, 25/pk	230831	1
KRUUSE Insemination Catheter 70,0 cm, sterile, 25/pk	230832	1
KRUUSE Insemination Catheter 53,5 cm, non-sterile, 25/pk	230840	1
KRUUSE Insemination Catheter 60,0 cm, non-sterile, 25/pk	230841	1
KRUUSE Insemination Catheter 70,0 cm, non-sterile, 25/pk	230842	1

**FOR CHILLED SEMEN**

## EQUIVET Deep Uterine Insemination Catheter

Cat. No Pk. size

For deep uterine insemination where small semen doses are used. The catheter is equipped with a thin inner catheter to reduce semen waste.



EQUIVET Deep Insemination with inner catheter 75 cm, 5/pk	340885	1
EQUIVET IUI catheter with inner catheter 75 cm, sterile	340886	1

**FOR CHILLED SEMEN**

## EQUIVET Insemination Catheter and Stylet

Cat. No Pk. size

Furthermore, this catheter can be used as an extension of the Difco Transport Swab (StuartMedium) cat. no 290867 and the Transwab E.N.T.(Charcoal medium) cat. no 290866, when taking uterine swabs



EQUIVET insemination catheter 0.5 ml, 56,5 cm, 5/pk	340829	1
EQUIVET insemination catheter 0.5 ml, 56,5 cm, sterile	340830	1
EQUIVET insemination stylet for 0.5 ml straws, 56,5 cm	340828	1

**FOR FROZEN SEMEN**

## EQUIVET IUI Insemination Catheter and Stylet

Cat. No Pk. size

Stylet and catheter for deep uterine insemination where small semen doses are used.



EQUIVET IUI insemination catheter for 0.5 ml, 75 cm, 5/pk	340881	1
EQUIVET IUI insemination catheter for 0.5 ml, 75 cm, sterile	340882	1
EQUIVET IUI flexible stylet for 0.5 ml straws, 75 cm	340880	1

**FOR FROZEN SEMEN**



## Disposable Syringes

2-component, non toxic to semen or embryo.

	Cat. No	Pk. size
Norm-Ject 2 component 50 ml, luer	112255	30
Norm-Ject 2 component syringe 30 ml, luer	112257	50
B&D disposable syringes w/plastic piston, 20 ml, 80 pcs	112148	50



## Closing Caps

Closing caps for syringes 100/pk, sterile

Closing caps for syringes 100/pk, unsterile

	Cat. No	Pk. size
Closing caps for syringes 100/pk, sterile	112396	1
Closing caps for syringes 100/pk, unsterile	112395	1



## Centrifuge Tubes

Centrifuge tube 13 ml. w/screw cap, sterile, 100/pk

Centrifuge tube 50 ml. w/screw cap, sterile, 25/pk

	Cat. No	Pk. size
Centrifuge tube 13 ml. w/screw cap, sterile, 100/pk	340826	1
Centrifuge tube 50 ml. w/screw cap, sterile, 25/pk	121652	1



## Thawing Unit

The unit is electronically controlled for thawing frozen semen. It automatically heats and maintains an accurate water temperature at 35,6°C. 12V for all type of straws. Supplied with car lighter plug

Thawing unit for straws 12V, 35,6°C

	Cat. No	Pk. size
Thawing unit for straws 12V, 35,6°C	340175	1



## Semen Container GT

Cat. No Pk. size

Nitrogen container for storage and transport of semen.

Container for semen GT 2, 2 l

Max. capacity of 0,25 ml straws - 330, max. capacity of 0,5 ml straws - 150. Static holding time 25 days, dynamic holding time 15 days.

340127 1

Container for semen GT 3, 3.7 l

Max. capacity of 0,25 ml straws - 1560, max. capacity of 0,5 ml straws - 720. Static holding time 33 days, dynamic holding time 21 days.

340129 1

Container for semen GT 7, 7.1 l

Max. capacity of 0,25 ml straws - 1560, max. capacity of 0,5 ml straws - 720. Static holding time 65 days, dynamic holding time 41 days.

340132 1

Container for semen GT 9, 9.3 l

Max. capacity of 0,25 ml straws - 1560, max. capacity of 0,5 ml straws - 720. Static holding time 84 days, dynamic holding time 50 days.

340131 1

Container for semen GT 11, 12.2 l

Max. capacity of 0,25 ml straws - 1560, max. capacity of 0,5 ml straws - 720. Static holding time 130 days, dynamic holding time 80 days.

340133 1

Container for semen GT 21, 21.5 l

Max. capacity of 0,25 ml straws - 1560, max. capacity of 0,5 ml straws - 720. Static holding time 225 days, dynamic holding time 140 days.

340136 1

Container for semen GT 26, 26.7 l

Max. capacity of 0,25 ml straws - 7380, max. capacity of 0,5 ml straws - 3285. Static holding time 90 days, dynamic holding time 56 days.

340146 1

Container for semen GT 35, 33.6 l

Max. capacity of 0,25 ml straws - 1560, max. capacity of 0,5 ml straws - 720. Static holding time 350 days, dynamic holding time 219 days.

340141 1

Container for semen GT 40, 40.0 l

Max. capacity of 0,25 ml straws - 16400, max. capacity of 0,5 ml straws - 7300. Static holding time 140 days, dynamic holding time 88 days.

340150 1



## Semen Container Voyageur

Cat. No Pk. size

Nitrogen container especially designed for difficult transports. The containers are equipped with a material which absorbs the liquid nitrogen and therefore the containers cannot leak.

Nitrogen container Voyageur 2, 1.75 l

Max. capacity of 0,25 ml straws - 220, max. capacity of 0,5 ml straws - 100. Static holding time 13 days, dynamic holding time 8 days.

340126 1

Nitrogen container Voyageur 5, 6.5 l

Max. capacity of 0,25 ml straws - 1040, max. capacity of 0,5 ml straws - 400. Static holding time 37 days, dynamic holding time 23 days.

340137 1

Nitrogen container Voyageur 12, 15 l

Max. capacity of 0,25 ml straws - 3280, max. capacity of 0,5 ml straws - 1320. Static holding time 44 days, dynamic holding time 28 days.

340134 1



## Nitrogen Container TR

Cat. No Pk. size

Container for storage and transport of nitrogen.

Container for nitrogen TR7, 7.2 l

Static holding time 36 days.

340147 1

Container for nitrogen TR11, 12.2 l

Static holding time 67 days.

340148 1

Container for nitrogen TR26, 26.0 l

Static holding time 130 days.

340149 1



## Nitrogen Container Forceps

Cat. No Pk. size

For removal of goblets from nitrogen container, stainless

Nitrogen container forceps 70 cm

340290 1

Nitrogen container forceps 25 cm

340620 1



## Straw Tweezer

Cat. No Pk. size

Designed to quickly cut off the sealed end of straws. After insertion of straw, a push on the button cuts the straw at the proper length. For both mini and medium straws.

Straw tweezer

340315 1



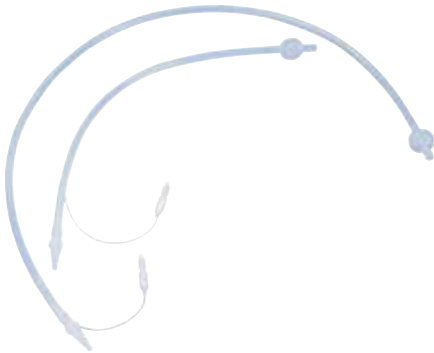
## Straw Cutter

Cat. No Pk. size

Designed to quickly cut off the sealed end of straws. After insertion of straw, a push on the button cuts the straw at the proper length.

Straw cutter

340320 1



## EQUIVET Uterine Foley Catheters

Cat. No Pk. size

Silicone catheter with large Foley type inflatable balloon. autoclavable

embryo transfer/collection

lateral eyes on distal end

inflatable balloon allows fluid retention in uterus when the catheter

is passed beyond the cervix

diameter: 33 fr. (8 mm ID, 11 mm OD).

EQUIVET uterine flushing catheter 65 cm

340846 1

EQUIVET uterine flushing catheter 135 cm

340847 1



## EmCon Filter

Cat. No Pk. size

Em Con filter

340810 1



## Y-junction, long

Cat. No Pk. size

Y-junction long, 157 cm

340850 1

## KRUUSE Equine Equipment



### KRUUSE Three Ways Tap


Cat. No Pk. size

Minimum priming volume required for accurate drug administration. Rotating male luer and two female luer connectors. Arrow indication on the handle to indicate the direction of flow For pressure applications up to 4.5 bar (65 psi) 360° rotation.

KRUUSE Three way tap, sterile, 50/pk

230648

20



### Pipettes for E. T.

Cat. No Pk. size

Pipettes for E.T. length 11 cm

340813

100



### Petri Dishes

Cat. No Pk. size

Petri dish diameter 90 mm plastic

290570

1

Petri dishes diameter 60 mm, 11 p/pk

290550

36



### Acrodisc

Cat. No Pk. size

Acrodisc (0.2 my) sterile

340862

50



### Sanitary Sleeves


Cat. No Pk. size

For sheath protection

Sanitary sleeves, box of 60 sleeves

340842

1



### Insemination gun and sheaths

Cat. No Pk. size

For embryo transfer

Insemination gun f. E.T. 4.0 mm

340843

1

Sheaths w/metal tip f. E.T., 5/pk, sterile

340840

1



### Mini Straws for E.T.

Straws 0.25 ml for E.T. 133 mm, 5/pk, sterile

Cat. No Pk. size

340820 1



### EQUIVET Cervix Forceps

A majority of embryos transferred in the mare are done by non-surgical transcervical embryo transfer. Sandra Wilsher has, together with the other members of the Fertility Unit in Cambridge, UK, modified the standard trans-cervical transfer procedure. Initially the mare is sedated and the hind end washed and disinfected. A duck-billed Polansky's speculum is placed in the vagina to visualize the exterior os of the cervix. Using the EQUIVET Cervix Forceps, the cervix is then grasped in the ventral quadrant and pulled caudal to straighten the cervical canal. A disposable insemination pipette covered with a plastic sheath is used to transfer the embryo. By using this technique the embryo is kept away from naturally occurring bacteria from vulva and vagina, thus reducing the risk of contamination. At the same time it also increases the success rate for a veterinarian, who does not perform embryo transfers in great numbers.

This pair of forceps has an improved handle, which facilitates controlled opening and closing.

Cat. No Pk. size

EQUIVET Cervix Forceps for E.T.

141980 1



### EQUIVET Uterine Flushing Tube

The bore spike ensures an easy and secure coupling of flushing tube and flushing liquid. Non-traumatic tip and side holes. The original design.

EQUIVET Uterus Flushing Tube, sterile, 190 cm

Cat. No Pk. size

340835 25



### EQUIVET Protection Tube for Uterine Flushing







The sterile EQUIVET Protection tube for Uterine Flushing covered with a sanitary sleeve (Cat. no 340842) is passed manually per vagina through the cervical canal. When placed in the most cranial part of the cervix the sanitary sleeve was pulled towards the examiner, and the speculum pushed further into the uterus. A sterile EQUIVET Uterine flushing tube (Cat. no 340835) is passed through the tube and into the uterus, and then the tube is pulled towards the examiner and out of the uterus. The flushing tube is fixated within the uterine lumen by a firm hold around the cervix. A 250 ml fluid bag (Ringers Lactate) is attached to the flushing tube, and the fluid is infused into the uterus

Cat. No Pk. size

EQUIVET protection tube for Uterine Flushing model HHP

141964 1



	<b>Mare Flushing Catheter</b>	Cat. No	Pk. size
	EQUIVET mare flushing catheter luer 8 x 700 mm, sterile	230750	1
	Mare catheter, nickel-plated, 31 cm	230725	1
	<b>EQUIVET Uterine Biopsy Forceps</b>	Cat. No	Pk. size
<p>This is the instrument of choice for equine uterine biopsy. Cutting area 4 x 15 mm.</p>	EQUIVET uterine biopsy forceps 62 cm	141965	1
		<b>Biopsy Instrument</b>	Cat. No
<p>As this is dividable it is easier to sterilize. Good for obtaining uterine bacteriology samples.</p>	Biopsy instrument, dividable, 63 cm	141700	1
		<b>Protection Tube</b>	Cat. No
<p>When passed through the cervix the protection tube is covered by a Sanitary Sleeve (cat. no 340842). A uterine biopsy forceps is placed in the uterus for collection of the sample. This procedure minimizes the risk of contamination of the biopsy sample. OD 15 mm, length 40 cm.</p>	Protection tube for collection of uterine biopsy, model HHP	141966	1
		<b>EQUIVET Needle Holder</b>	Cat. No
<p>Unique design makes it ideal in narrow cavities. Comes with tungsten carbide inserts. For suturing cervix.</p>	EQUIVET needle holder TC Gold 40cm	141975	0
		<b>EQUIVET Stallion Catheter</b>	Cat. No
<p>Hydrofil Coated Catheter for easier and non traumatic introduction in the stallion's penis.</p>	EQUIVET stallion catheter 6.5 x 1350 mm	230760	60

## KRUUSE Equine Equipment



### EQUIVET Uterine Culture Swab

Cat. No Pk. size

Unique disposable system for collecting cultures from mares. Consists of protecting tube and swab. After collecting, swab and protecting tube are snapped apart and swab is capped in its own tube, ready for sending to laboratory. Sterile packed, length 76 cm.

EQUIVET uterine culture swab 10/pk

290955 120



### Transport Swabs

Cat. No Pk. size

Transwab E.N.T. (Charcoal Medium)

290866 125

Culture Swab (Stuart Medium)

290953 50



### Equine Colostrumeter

Cat. No Pk. size

Many tests are available for equine practitioners for evaluating the newborn foal's IgG serum level, but this is the only practical and economical test available for evaluating the mare's colostrum. Equine Colostrumeter utilizes only a small 15 ml sample of the mare's colostrum by comparing the specific gravity to distilled water in a plexiglass hydrometer. From the specific gravity obtained, a determination can be made whether or not the foal will be receiving colostrum with adequate IgG concentration. Another benefit, if the colostrum specific gravity is fairly high, is that up to 250 ml can be frozen for a colostrum bank.

Equine colostrumeter

290018 1



<b>A</b>	
Absorbent Cover, BUSTER	79
Acrodisc	127
Activated Charcoal	41
Airflex Pad, EQUIVET	110
Aluminium Wound Spray	15
Anaesthetic Machine and Vaporisers, LANA	80
Anticoagulant	39
Artificial Vagina Model Colorado	121
Artificial Vagina Model Missouri	121
Arthroscopy Set, EQUIVET	75
<b>B</b>	
B. A. L. Catheter, EQUIVET	93
Bailing Gun, EQUIVET	42
Bare Fibre for Diode Laser	86
Bilateral Extremity Set, EQUIVET	75
Biopsy Instrument, Uterine	129
Biopsy Needle	112
Biopsy Needle, Tru-Cut	112
Bit Plate (set of 2), Extra Wide, EQUIVET	56
Bit Plates, Spare Set	56
Blood Collection Bags	39
Blood Infusion Sets, KRUUSE	40
Blood Transfer Bag	40
Blue Spray	15
Bluetooth Hub, Televet	91
Burgess Wolf Toth Set	66
<b>C</b>	
Camera Drape	76
Cap and Face Masks	79
Cap Forceps with Flexible Head, Model HHP, EQUIVET	67
Casting Hobbles, EQUIVET	110
Castration Assist, EQUIVET	87
Castration Forceps, Sands	87
Centrifuge Tubes	124
Cervix Forceps, EQUIVET	128
Cheek Retractor, EQUIVET	58
Choke Tube	41
Chlorhexidine Alcohol, KRUSAN	33
Chlorhexidine Conc., KRUSAN	33
Cleanser, KRUSAN	33
Climax Speculum, EQUIVET	54
Climax Speculum, Pony, EQUIVET	55
Climax Speculum, Pony, Replacement Biothane Straps	55
Climax Speculum, Replacement Biothane Straps	55
Climax Speculum, Spare Part Kit	55
Clinch Cutter, EQUIVET	48
Clipper Spray, KRUUSE	43
Clipper, Constanta	42
Clipper, Oster	44 - 45
Closing Caps	124
Colic Gown, EQUIVET	76
Colon Tray, EQUIVET	73
Cotton Wool, Absorbent	10
Colostrumeter, Equine	130
Cuvettes for SpermaCue	121
<b>D</b>	
Deep Uterine Insemination Catheter, EQUIVET	123
Dental Arcade Speculum, EQUIVET	58
Dental Explore, EQUIVET	59
Dental Forceps, Universal	70
Dental Fulcrum, EQUIVET	69
Dental Halter Suspension, EQUIVET	57
Dental Halter, EQUIVET	57
Dental Irrigation Pick, EQUIVET	60
Dental Mirror and spare mirror, EQUIVET	58
Dental Pick Set, EQUIVET	67
Dental Picks and Elevators, EQUIVET	68
Dental Probes (50 cm), EQUIVET	59
Dental Punch Set, EQUIVET	70
Dental Rasp Protector, EQUIVET	60
Dental Rasp, EQUIVET	65
Dental Scalers (50 cm), EQUIVET	59
Diamond Clinch Cutter	49
Diamond Crease Nail Puller	49
Diamond Hoof Cutter	49
Diamond Shoe Puller/Spreader	48
Diode Laser, VetArt	86
Disposable Gown, KRUTEX	118
Disposable Injection Needles, KRUUSE	34
Disposable Pipettes	122
Disposable Syringes	124
Disposable Syringes, KRUUSE	35
Disposable Vaginal Speculum	119
Dosing Syringes	109
Drenching Syringe	58
DVD, Equine Dentistry, 2nd. Ed.	60
<b>E</b>	
ECG & Holter, Televet 100 - Telemetric	90
ECG Electrodes, KRUUSE	91
Electrode Support, Televet	92
Electric Dental Tool, PowerDent	61
Electric Dental Rasp	66
Electrolytes, EQUIVET	38
Emasculator Haussmann	87
Emasculator Reimer	87
Emasculator Serra	87
Emasculator Verboeczy	87
Embryo Transfer Straws	128
EmCon Filter	126
Endoscope Flushing Catheters, EQUIVET	93
Endotracheal Tubes with Balloon, Large Animals	81
Enteral Fluid Therapy, EQUIVET	38
Equine Haler	94
EquiPadding, KRUUSE	11
Equitainer	122
Examination Gel, VALUELINE	120
Examination Gloves, Latex, Powdered, KRUTEX	114
Examination Gloves, Latex, Powder-free, KRUTEX	115
Examination Gloves, Nitrile, Powder-free, KRUTEX	115
Examination Gloves, Soft, KRUTEX	117
Examination Gloves, Sonosleeve, KRUTEX	116
Examination Gloves, Super Sensitive, KRUTEX	116
Examination Gloves, VALUELINE	117
Examination Gloves, Vinyl, Powder-free, KRUTEX	115
Examination Gloves, Vinyl, Powder-free, KRUTEX	115
Examination Gloves, with Neck Strap, Soft, KRUTEX	117
Examination Gloves, with Neck Strap, Super Sensitive, KRUTEX	116
Extractor Forceps, EQUIVET	68 - 69
Extremity Set, EQUIVET	75
Eye Mask, KRUUSE	106
Eye Protector Kit, EQUIVET	105
Eye Speculum, EQUIVET	104

<b>F</b>	
Flexible Bandages, VALUELINE	12
Fixation Bandage, KRUUSE	11
Foam Dressing, KRUUSE	9
Fragment Forceps, Model HHP, EQUIVET	69
Freeze Dried Equine Lower Limb	112
Frontal Bandaging, KRUUSSE	11
Full Mouth Speculum, EQUIVET	54
Funnel, EQUIVET	41
<b>G</b>	
Gauze-Swabs	14
Gel Granulate, BOVIVET	120
Gel, BOVIVET	120
Gloves, Super Touch, KRUTEX	116
Gloves, with Neck Strap, Super Touch, KRUTEX	117
Glutavac Test	112
Guttural Pouch Guide, EQUIVET	93
<b>H</b>	
Hausmann Speculum, EQUIVET	54
Head Light, 3W LED, KRUUSE	57 + 108
Head Protector, EQUIVET	83
Head Rest and Spare Padding, EQUIVET	57
Helpfull Hints	95
HiFlow IV Catheters, EQUIVET	36
Honey Dressing, MANUKA AD	8
Honey Dressing, MANUKA G	8
Honey Dressing, MANUKA ND	8
Honey Dressing, MANUKA	8
Hoof Cutter, EQUIVET	48
Hoof Hammer	47
Hoof Knives, EQUIVET	46
Hoof Knives, KRUUSE	46
Hoof Knives, Standard	46
Hoof Nail Puller, EQUIVET	48
Hoof Tester, EQUIVET	47
Hoof Tester, EQUIVET	8
Hoof Testers, KRUUSE	47
Hoof-Gel, KRUUSE	50
Hoof-it, EQUIVET	50
Horse Shoof	50
Hydrogel, KRUUSE	9
Hydrogen Peroxide, KRUSAN	33
<b>I</b>	
ID Reader, KRUUSE	111
Incisor Gag, EQUIVET	53
Infusion Bag Swivel, EQUIVET	37
Infusion Pump, KRUTECH	85
InfuVein PRO IV Catheters	35
Inhalator Model Nebul, EQUIVET	94
Insemination Catheter, KRUUSE	123
Insemination Catheter and Stylet, EQUIVET	123
Insemination Gun and sheaths	127
Intraflon IV Cannulae	36
Iodine Vet, KRUSAN	33
IUI Insemination Catheter and Stylet, EQUIVET	123
<b>L</b>	
Large Bore Extension Set	37
Large Bore IV Set, EQUIVET	37
Large Bore Transfer Set	37
Laparoscopy Set, EQUIVET	75
Laparotomy Set, EQUIVET	75
Leg Support, EQUIVET	73
LifeSense, MedAir	84
Loop Hoof Knife, EQUIVET	46
Lube Gel, EQUIVET	120
Lubricant Powder, BOVIVET	120
<b>M</b>	
MagFloat Carbide Blades, EQUIVET	62
MagFloat, EQUIVET	63
MagFloats Pistolrip, EQUIVET	64
MAGLITE Pencil	108
MAGLITE AA	108
Mare Flushing Catheter	129
McMaster Counting Chamber	110
Measuring Tape, KRUUSE	109
Meister Speculum, EQUIVET	56
Meister Speculum, Replacement Biothane Straps	56
Microtransponder, KRUUSE ID	111
Millennium Speculum, EQUIVET	54
Mobile Gateway Kit	91
Molar Extractor Forceps, EQUIVET	68 - 69
Molar Separator, EQUIVET	68
Monitor, Cardell Blood Pressure	84
Monitor, Vet Trends V Multiparameter	84
Monkey Splint, EQUIVET	13
Mouth Gag, Günter	54
Mouth Speculum Spare plates (2), Leather Covered	56
Mouth Wedge, BAYER	53
Mouth Wedge, Comet	53
Mouth Wedge, Schoupe	53
Mouth Wedges, EQUIVET	53
Muzzles, EQUIVET	109
<b>N</b>	
Neck Collar, EQUIVET	109
Needle for abdominal punctate, EQUIVET	42
Needle Holder, EQUIVET	76
Needle Holder, EQUIVET	129
Nitrogen Container Forceps	126
Nitrogen Container TR	125
Non-sterile Gauze Swabs, KRUUSE	14
Non-woven Swabs, KRUUSE	14
Nose Twitch, EQUIVET	110
Nylon Connectors for Endotracheal Tubes	82
<b>O</b>	
Obstetric Gowns, KRUTEX	118
Ocular Lavage, EQUIVET	105
Oesophagus Irrigation Tube	41
Operation Coats, KRUTEX Basic	79
Orthopaedic Leg Support, EQUIVET	73
Otoscope and Ophthalmoscope	104
Oxygen Generator, KRUUSE NewLife	82
<b>P</b>	
Patient cables, Televet	90
Periodontal Forceps (41 cm), EQUIVET	59
Petri Dishes	127
Pipettes for E. T.	127
Pocket Hoof Knife and Rasp	47
Portable X-Ray unit PXP-60 HF	88

# KRUUSE Equine Equipment

Portable X-Ray unit with battery	88
Post Colic Surgery Kit	78
PowerDent, EQUIVET	61
Power Light II, EQUIVET	57
Protection Tube	129
Protection Tube for Uterine Flushing, EQUIVET	128
Protective Eye-wear for Diode Laser	86
PulseSense, MedAir	85

## R

Re-breathing Bags, Large Animals	82
Rechargeable Clipper, KRUUSE	42
Recovery Bandaging	78
RespSense, MedAir	85

## S

Sanitary Sleeves	127
Scrotum Strap	78
Semen Container GT	125
Semen Container Voyageur	125
Semen Extender, E-Z Mixin	122
S-Float, EQUIVET	65
Sharpening Steel	47
Sharpening Stones	47
Shockwave, VersaTron	102
Shoe Puller/Spreader, EQUIVET	48
Shoulder Protector, KRUTEX	118
Silicone E. T. Repair, KRUUSE	81
Silicone Endotracheal Tubes, KRUUSE	81
Silicone Recovery Tubes, KRUUSE Equine	81
Skin Ointment, BOVIVET	15
Skull Trephine, Horsley	70
Sling, EQUIVET	83
Slipper, EQUIVET	51
Soft-Flex, KRUUSE	10
Solid Carbide Blades, EQUIVET	
Spare Blades, Oster	43
Spinal Needle, Yale	112
Spreader for Speculum, EQUIVET	55
Stainless Steel Bucket and Brush, EQUIVET	60
Stallion Catheter, EQUIVET	129
Stapler	76
Stent Bandage	77
Sterile Cover, BUSTER	79
Sterile Gel, KRUUSE	120
Steri-Protect	9
Stethoscope, Panascope	92
Stethoscope, Sprague	92
Stomach Pump, EQUIVET	41
Stomach Tubes w/side holes, EQUIVET	40
Stomach Tubes, no side holes, EQUIVET	40
Stomach Tubes, PVC, EQUIVET	40
Straw Cutter	126
Straw Tweezer	126
SureBond	49
Surgery Table Cover Rack, EQUIVET	74
Surgery Table Cover,	74
Surgery Table, EQUIVET	73
Surgical Gloves, Latex, Powdered, sterile, KRUTEX	113
Surgical Gloves, Latex, Powdered, sterile, VALUELINE	114
Surgical Gloves, Latex, Powder-free, sterile, KRUTEX	113
Surgical Gloves, Vet-Gel, Powder-free, sterile, KRUTEX	113
Surgical Gloves, Polyisoprene, Latex-free, sterile, KRUTEX	114
Suture	24 - 32
Synthetic Cotton Wool	14

## T

Tar Plast Spray	15
T-blade punch for MagFloat, EQUIVET	62
Tendersorb	10
Thawing Unit	124
Therapy Laser, Companion	100
Thermal Infrared Camera	107
Three Ways Tap, KRUUSE	127
TonoVet	104
Tooth Elevator	66
Tooth Elevator Set, Burgess Type Wolf	66
Tooth Elevators Angled	67
Tooth Extractor Set, EQUIVET Extended	66
Tooth Extractors, Reynolds	67
Tracheotomy Tube	110
Transport Hobbles, EQUIVET	83
Transport Swabs	130
Trocar	42
Tubular Bandage, BUSTER	13
Tungsten Carbide Chip Blades, EQUIVET	65

## U

Ultrasound Gel	92
Uterine Biopsy Forceps, EQUIVET	129
Uterine Culture Swab, EQUIVET	130
Uterine Flushing Tube, EQUIVET	128
Uterine Foley Catheters, EQUIVET	126

## V

Vaginal Plexi Speculum	119
Vaginal Speculum	119
Vaginal Speculum, Polansky	119
Venoscan PLUS IV Catheter, KRUUSE	35
Vet-Flex, KRUUSE	12
Vet-Flex, KRUUSE POWER	12
Vet-Lite	14
Vet-Plast, KRUUSE	13
Videomed DocuCenter	96
Videomed Endoscopes	96
Videomed Overground Scope	96
Video Gastroscope	99
Videoscope	99
v-Scope	98

## W

Weighing Scale, EQUIVET	111
Wound Plast Spray, KRUUSE	15
Wound Flushing	7

## X

X- Ray Positioner, EQUIVET	89
X-Ray Cassette Holder, Telescopic, EQUIVET	89
X-Ray Clip	89
X-Ray Frame, EQUIVET	89
X-Ray translucent head section, EQUIVET	73

## Y

Y-junction, long	126
------------------	-----

## Z

ZZink Ointment, KRUSAN	15
Zink Oxide Ointment Spray	15





The logo for KRUUSE, featuring a stylized red and white 'K' symbol followed by the word 'KRUUSE' in bold black capital letters.

# KRUUSE



**Jørgen Kruuse A/S EXP.**  
Havretoften 4  
DK-5550 Langeskov  
Tlf.: (+45) 72 14 15 16  
Fax: (+45) 72 14 15 00  
info@kruuse.com

**Jørgen Kruuse A/S DK**  
Havretoften 4  
DK-5550 Langeskov  
Tlf.: (+45) 72 14 14 14  
Fax: (+45) 72 14 14 00  
info@kruuse.com

**Kruuse Svenska AB**  
Bagartorpsringen 51  
S-170 08 Solna  
Tlf.: (+46) 08-850200  
Fax: (+46) 08-857517  
kruuse.svenska@kruuse.com

**Kruuse Norge AS**  
Dyrløkkeveien 19  
N-1440 Drøbak  
Tlf.: (+47) 64 90 75 00  
Fax: (+47) 64 90 75 01  
kruuse.norge@kruuse.com

**Kruuse UK Ltd.**  
12 Sherburn Network Centre,  
Lancaster Close, Sherburn in Elmet,  
North Yorkshire, LS25 6NS.  
Phone: (+44) 01977 681523  
Fax: (+44) 01977 683537  
kruuse.uk@kruuse.com

[www.kruuse.com](http://www.kruuse.com)